

SCHOTTKY BARRIER DIODE

●Applications

Low current rectification

●Features

Extremely small surface mounting type. (SOD923)

Low I_R .

High reliability.

We declare that the material of product compliance with RoHS requirements.

●Construction

Silicon epitaxial planar

LRB520CS-30T1G



DEVICE MARKING AND ORDERING INFORMATION

Device	Marking	Shipping
LRB520CS-30T1G	E	3000/Tape&Reel
LRB520CS-30T3G	E	10000/Tape&Reel

MAXIMUM RATINGS ($T_A = 25^\circ\text{C}$)

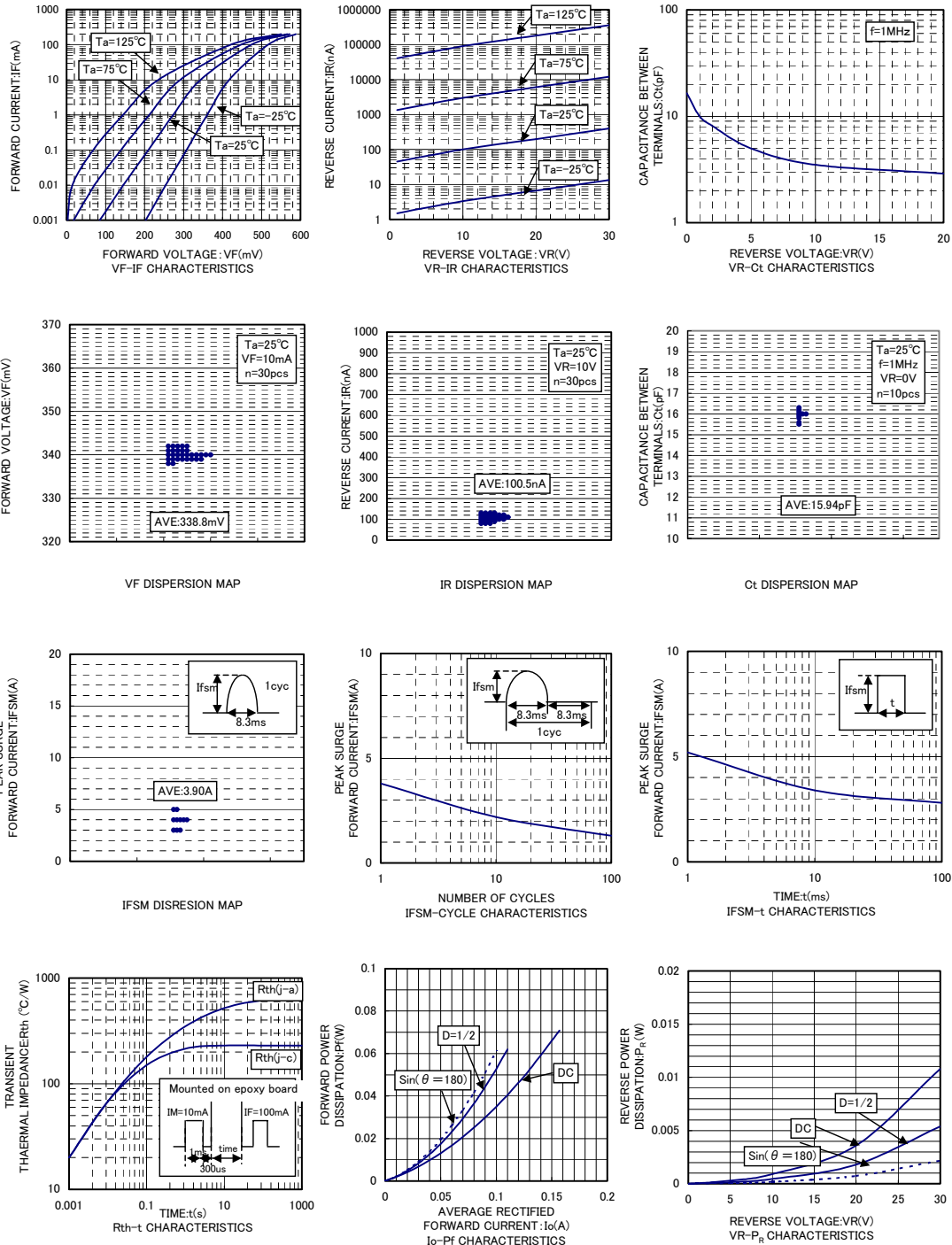
Parameter	Symbol	Limits	Unit
DC reverse voltage	V_R	30	V
Mean rectifying current	I_o	100	mA
Peak forward surge current	I_{FSM}	500	mA
Junction temperature	T_j	150	$^\circ\text{C}$
Storage temperature	T_{stg}	-40~+150	$^\circ\text{C}$

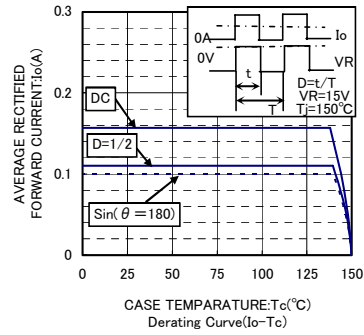
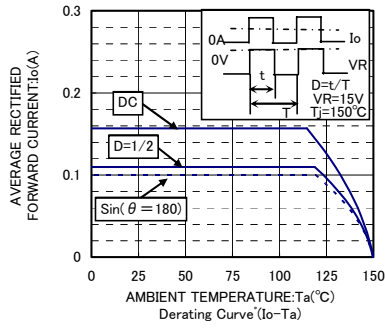
ELECTRICAL CHARACTERISTICS ($T_A = 25^\circ\text{C}$)

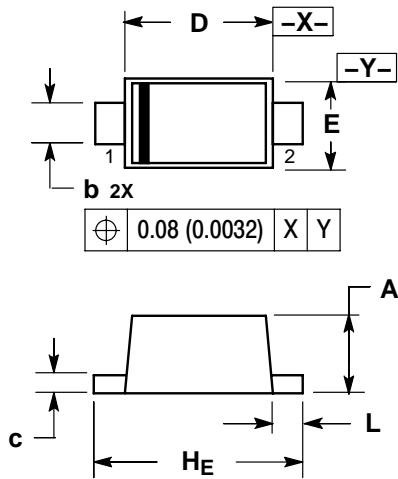
Parameter	Symbol	Min.	Typ	Max.	Unit	Conditions
Forward voltage	V_F	-	-	0.45	V	$I_F = 10\text{mA}$
Reverse current	I_R	-	-	0.5	μA	$V_R = 10\text{V}$

LRB520CS-30T1G

Electrical characteristic curves (Ta=25°C)



LRB520CS-30T1G
Electrical characteristic curves ($T_a=25^{\circ}\text{C}$)


LRB520S-30T1G
SOD-923


DIM	MILLIMETERS			INCHES		
	MIN	NOM	MAX	MIN	NOM	MAX
A	0.34	0.39	0.43	0.013	0.015	0.017
b	0.15	0.20	0.25	0.006	0.008	0.010
c	0.07	0.12	0.17	0.003	0.005	0.007
D	0.75	0.80	0.85	0.030	0.031	0.033
E	0.55	0.60	0.65	0.022	0.024	0.026
H_E	0.95	1.00	1.05	0.037	0.039	0.041
L	0.05	0.10	0.15	0.002	0.004	0.006