

# SCHOTTKY BARRIER DIODE

## ●Applications

Low current rectification

## ●Features

Extremely small surface mounting type. (SOD923)

Low  $I_R$ .

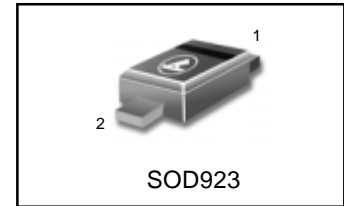
High reliability.

We declare that the material of product compliance with RoHS requirements.

## ●Construction

Silicon epitaxial planar

**LRB520CS-30T5G**



## Device Marking And Ordering Information

Device	Marking	Shipping
LRB520CS-30T5G	E	8000/Tape&Reel

## Maximum Ratings ( $T_A = 25^\circ\text{C}$ )

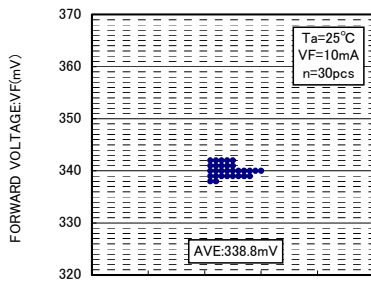
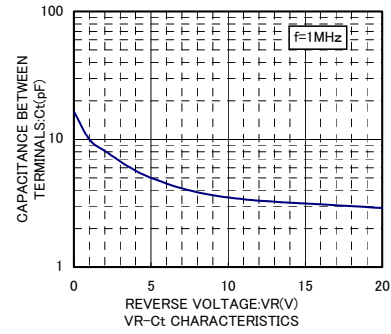
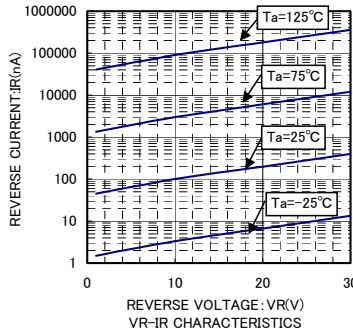
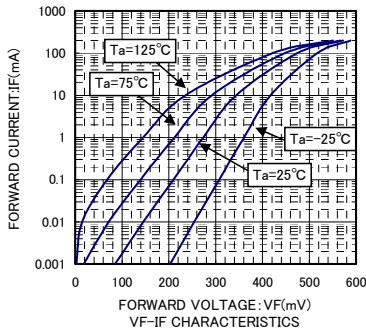
Parameter	Symbol	Limits	Unit
DC reverse voltage	$V_R$	30	V
Mean rectifying current	$I_o$	100	mA
Peak forward surge current	$I_{FSM}$	500	mA
Junction temperature	$T_j$	125	$^\circ\text{C}$
Storage temperature	$T_{stg}$	-40~+125	$^\circ\text{C}$

## Electrical Characteristics ( $T_A = 25^\circ\text{C}$ )

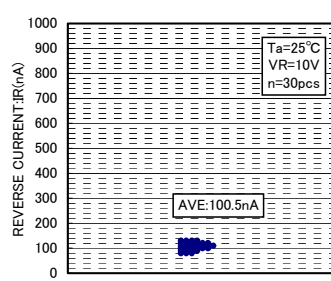
Parameter	Symbol	Min.	Typ	Max.	Unit	Conditions
Forward voltage	$V_F$	-	-	0.45	V	$I_F = 10\text{mA}$
Forward voltage	$V_F$	-	-	0.50	V	$I_F = 20\text{mA}$
Reverse current	$I_R$	-	-	0.5	$\mu\text{A}$	$V_R = 10\text{V}$

LRB520CS-30T5G

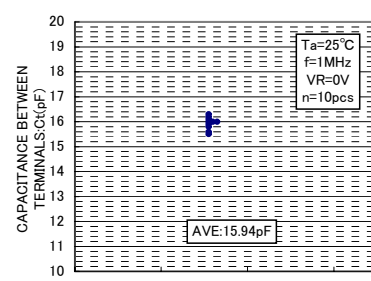
Electrical characteristic curves (Ta=25°C)



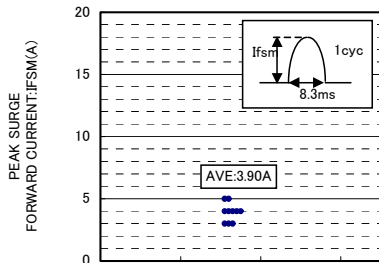
VF DISPERSION MAP



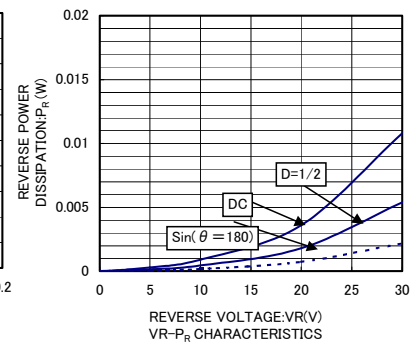
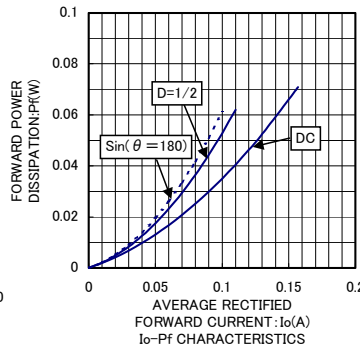
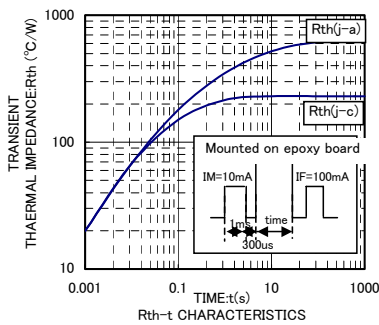
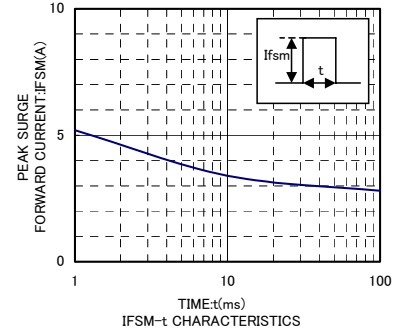
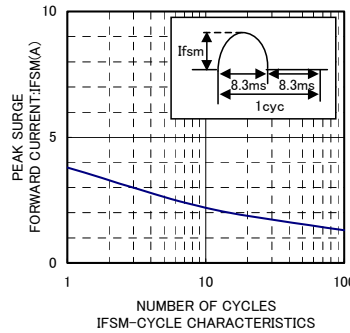
IR DISPERSION MAP

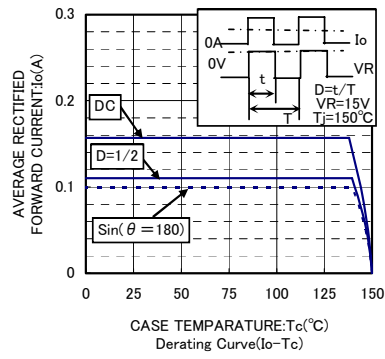
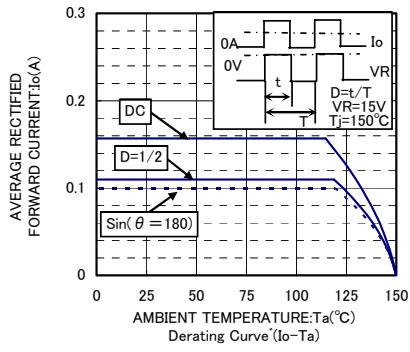


Ct DISPERSION MAP



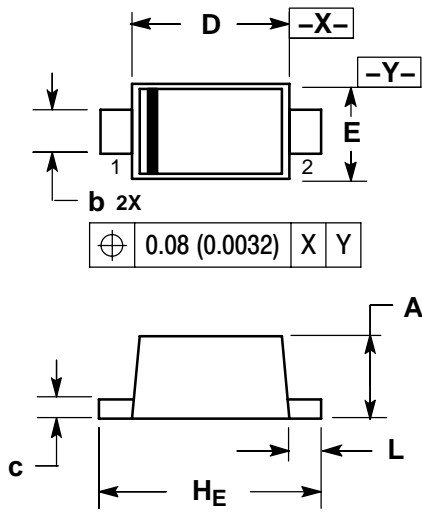
IFSM DISREION MAP



**LRB520CS-30T5G**
**Electrical characteristic curves ( $T_a=25^{\circ}\text{C}$ )**


LRB520CS-30T5G

SOD-923



DIM	MILLIMETERS			INCHES		
	MIN	NOM	MAX	MIN	NOM	MAX
A	0.34	0.39	0.43	0.013	0.015	0.017
b	0.15	0.20	0.25	0.006	0.008	0.010
c	0.07	0.12	0.17	0.003	0.005	0.007
D	0.75	0.80	0.85	0.030	0.031	0.033
E	0.55	0.60	0.65	0.022	0.024	0.026
HE	0.95	1.00	1.05	0.037	0.039	0.041
L	0.05	0.10	0.15	0.002	0.004	0.006

SOLDERING FOOTPRINT\*

