

SCHOTTKY BARRIER DIODE

LRB521BS-30T5G
S-LRB521BS-30T5G

●**Applications**

Low current rectification

●**Features**

Extremelysmall surface mounting type. (SOD882)

Low V_F

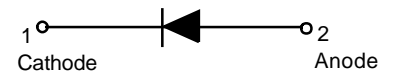

High reliability.

We declare that the material of product compliance with RoHS requirements.

S- Prefix for Automotive and Other Applications Requiring Unique Site and Control Change Requirements; AEC-Q101 Qualified and PPAP Capable.

●**Construction**

Silicon epitaxial planar



DEVICE MARKING AND ORDERING INFORMATION

Device	Marking	Shipping
LRB521BS-30T1G S-LRB521BS-30T1G	F	5000/Tape&Reel
LRB521BS-30T3G S-LRB521BS-30T3G	F	8000/Tape&Reel
LRB521BS-30T5G S-LRB521BS-30T5G	F	10000/Tape&Reel

●**Absolute maximum ratings** ($T_a=25^{\circ}C$)

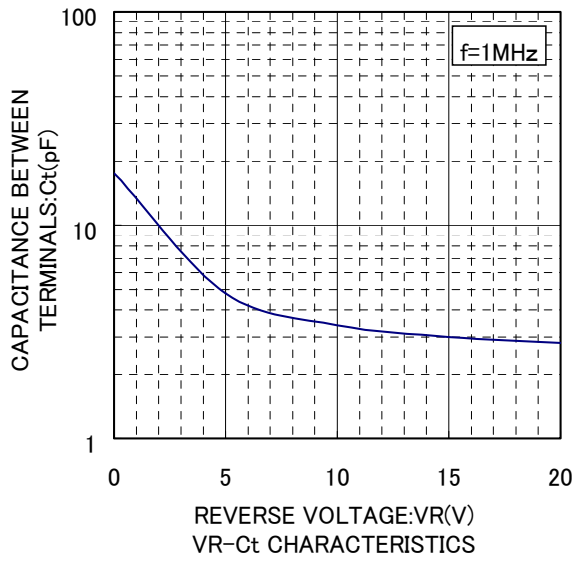
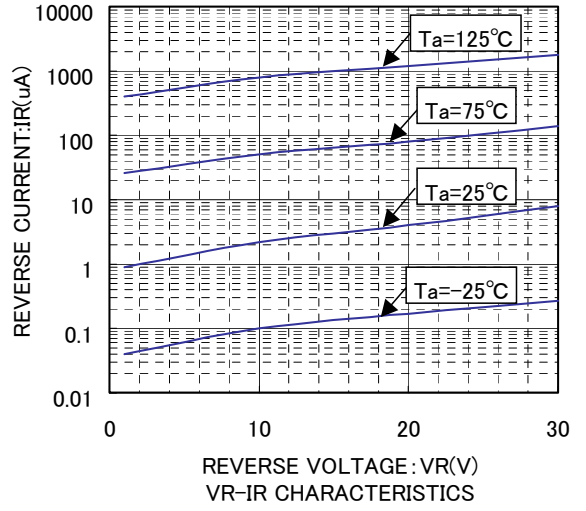
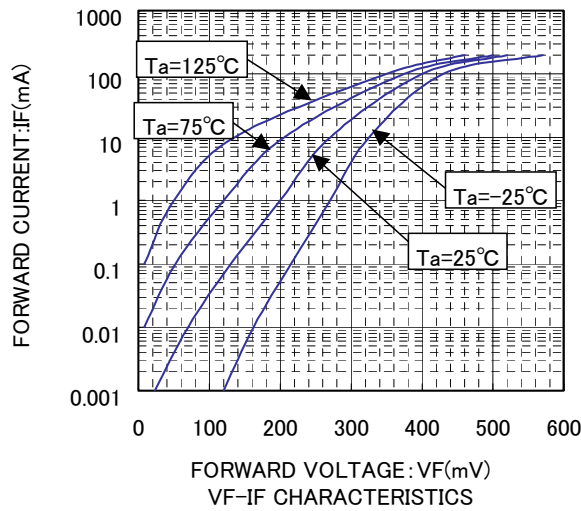
Parameter	Symbol	Limits	Unit
Reverse voltage (DC)	V_R	30	V
Average rectifierd forward current	I_o	100	mA
Forward current surge peak (60Hz·1cyc)	I_{ESM}	500	mA
Junction temperature	T_j	125	$^{\circ}C$
Storage temperature	T_{stg}	-40 to +125	$^{\circ}C$

●**Electrical characteristic** ($T_a=25^{\circ}C$)

Parameter	Symbol	Min.	Typ.	Max.	Unit	Conditions
Forward vpltage	V_F	-	-	0.5	V	$I_F=200mA$
Reverse current	I_R	-	-	30	μA	$V_R=10V$

LRB521BS-30T5G , S-LRB521BS-30T5G

●Electrical characteristic curves



LRB521BS-30T5G , S-LRB521BS-30T5G**SOD882**

DIMENSION OUTLINE:

Unit:mm

