




Small Signal Schottky Barrier Diodes

Features

- Integrated protection ring against static discharge
- Low capacitance
- Low leakage current
- Low forward voltage drop



Applications

- HF-Detector
- Protection circuit
- Diode for low currents with a low supply voltage
- Small battery charger
- Power supplies
- DC / DC converter for notebooks

Mechanical Data

- Case:**QuadroMELF Glass Case (SOD-80)
- Weight:** approx. 34 mg
- Cathode Band Color:** Black
- Packaging Codes/Options:**
 GS18 / 10 k per 13" reel (8 mm tape), 10 k/box
 GS08 / 2.5 k per 7" reel (8 mm tape), 12.5 k/box

Parts Table

Part	Type differentiation	Ordering code	Remarks
LS101A	$V_R = 60\text{ V}$, $V_F @ I_F 1\text{ mA max. } 0.41\text{ V}$	LS101A-GS18 or LS101A-GS08	Tape and Reel
LS101B	$V_R = 50\text{ V}$, $V_F @ I_F 1\text{ mA max. } 0.4\text{ V}$	LS101B-GS18 or LS101B-GS08	Tape and Reel
LS101C	$V_R = 40\text{ V}$, $V_F @ I_F 1\text{ mA max. } 0.39\text{ V}$	LS101C-GS18 or LS101C-GS08	Tape and Reel

Absolute Maximum Ratings

$T_{amb} = 25\text{ }^\circ\text{C}$, unless otherwise specified

Parameter	Test condition	Part	Symbol	Value	Unit
Reverse voltage		LS101A	V_R	60	V
		LS101B	V_R	50	V
		LS101C	V_R	40	V
Peak forward surge current	$t_p = 10\text{ }\mu\text{s}$		I_{FSM}	2	A
Repetitive peak forward current			I_{FRM}	150	mA
Forward current			I_F	30	mA

Thermal Characteristics

$T_{amb} = 25\text{ }^{\circ}\text{C}$, unless otherwise specified

Parameter	Test condition	Symbol	Value	Unit
Junction ambient	on PC board 50 mmx50 mmx1.6 mm	R_{thJA}	320	K/W
Junction temperature		T_j	125	$^{\circ}\text{C}$
Storage temperature range		T_{stg}	- 65 to + 150	$^{\circ}\text{C}$

Electrical Characteristics

$T_{amb} = 25\text{ }^{\circ}\text{C}$, unless otherwise specified

Parameter	Test condition	Part	Symbol	Min	Typ.	Max	Unit
Reverse Breakdown Voltage	$I_R = 10\text{ }\mu\text{A}$	LS101A	$V_{(BR)R}$	60			V
		LS101B	$V_{(BR)R}$	50			V
		LS101C	$V_{(BR)R}$	40			V
Leakage current	$V_R = 50\text{ V}$	LS101A	I_R			200	nA
	$V_R = 40\text{ V}$	LS101B	I_R			200	nA
	$V_R = 30\text{ V}$	LS101C	I_R			200	nA
Forward voltage drop	$I_F = 1\text{ mA}$	LS101A	V_F			0.41	V
		LS101B	V_F			0.4	V
		LS101C	V_F			0.39	V
	$I_F = 15\text{ mA}$	LS101A	V_F			1	V
		LS101B	V_F			0.95	V
		LS101C	V_F			0.9	V
Diode capacitance	$V_R = 0\text{ V}, f = 1\text{ MHz}$	LS101A	C_D			2.0	pF
		LS101B	C_D			2.1	pF
		LS101C	C_D			2.2	pF

Typical Characteristics ($T_{amb} = 25\text{ }^{\circ}\text{C}$ unless otherwise specified)

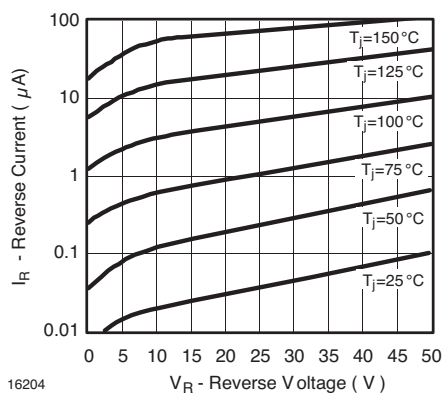


Fig. 1 Reverse Current vs. Reverse Voltage

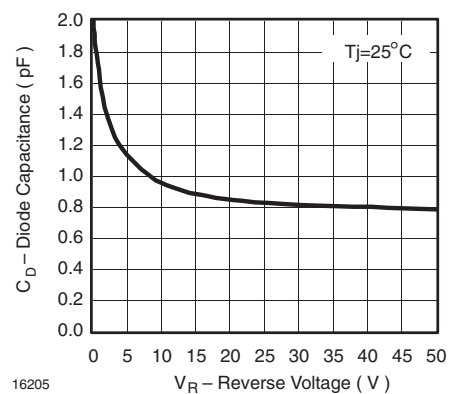


Fig. 2 Diode Capacitance vs. Reverse Voltage

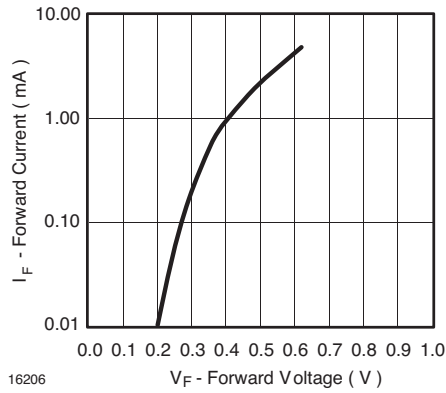
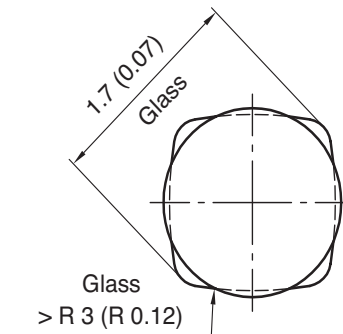
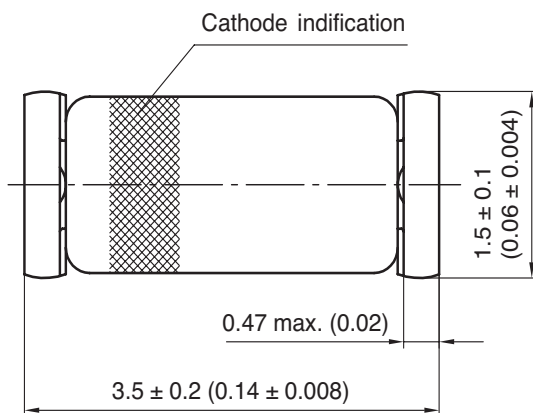
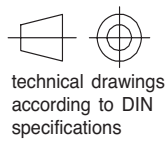
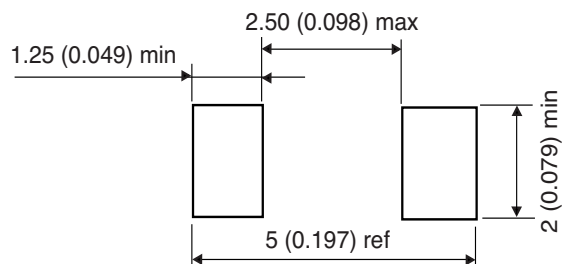


Fig. 3 Forward Current vs. Forward Voltage

Package Dimensions in mm (Inches)



Mounting Pad Layout



Glass case
Quadro Melf / SOD 80
JEDEC DO 213 AA

96 12071

Ozone Depleting Substances Policy Statement

It is the policy of **Vishay Semiconductor GmbH** to

1. Meet all present and future national and international statutory requirements.
2. Regularly and continuously improve the performance of our products, processes, distribution and operating systems with respect to their impact on the health and safety of our employees and the public, as well as their impact on the environment.

It is particular concern to control or eliminate releases of those substances into the atmosphere which are known as ozone depleting substances (ODSs).

The Montreal Protocol (1987) and its London Amendments (1990) intend to severely restrict the use of ODSs and forbid their use within the next ten years. Various national and international initiatives are pressing for an earlier ban on these substances.

Vishay Semiconductor GmbH has been able to use its policy of continuous improvements to eliminate the use of ODSs listed in the following documents.

1. Annex A, B and list of transitional substances of the Montreal Protocol and the London Amendments respectively
2. Class I and II ozone depleting substances in the Clean Air Act Amendments of 1990 by the Environmental Protection Agency (EPA) in the USA
3. Council Decision 88/540/EEC and 91/690/EEC Annex A, B and C (transitional substances) respectively.

Vishay Semiconductor GmbH can certify that our semiconductors are not manufactured with ozone depleting substances and do not contain such substances.

**We reserve the right to make changes to improve technical design
and may do so without further notice.**

Parameters can vary in different applications. All operating parameters must be validated for each customer application by the customer. Should the buyer use Vishay Semiconductors products for any unintended or unauthorized application, the buyer shall indemnify Vishay Semiconductors against all claims, costs, damages, and expenses, arising out of, directly or indirectly, any claim of personal damage, injury or death associated with such unintended or unauthorized use.

Vishay Semiconductor GmbH, P.O.B. 3535, D-74025 Heilbronn, Germany
Telephone: 49 (0)7131 67 2831, Fax number: 49 (0)7131 67 2423