


## Features

- Schottky barrier diodes
- Low forward voltage drop
- Low leakage current
- Moisture sensitivity: level 1, per J-STD-020
- Solder dip 260 °C, 10 s
- Low profile, typical thickness 1.0mm
- AEC-Q101 qualified



eSMB (SMAF)

## Typical Applications

For use in low voltage,high frequency inverters,free wheeling, and polarity protection application

Maximum Ratings (TA = 25 °C unless otherwise noted)			
Parameter	Symbol	LS3C0	Unit
Maximum repetitive peak reverse voltage	VRRM	200	V
Maximum RMS voltage	VRMS	140	V
Maximum DC blocking voltage	VDC	200	V
Maximum average forward rectified current	IF(AV)	3.0	A
Peak forward surge current 8.3 ms single half sine-wave superimposed on rated load	IFSM	100	A
Operating junction and storage temperature	TJ, TSTG	- 55 to + 150	°C

Electrical Characteristics (TA = 25 °C unless otherwise noted)					
Parameter	Test Conditions	Symbol	TYP	MAX	Unit
Instantaneous forward voltage	IF=3A, TA=25°C	VF	-	0.87	Volts
Maximum DC reverse current at rated DC blocking voltage	TA=25°C	IR	50		uA
	TA=125°C		10		mA
Typical junction capacitance	4.0 V, 1 MHz	CJ	69		pF
Typical thermal resistance	junction to lead	RθJL <sup>1)</sup>	20		°C/W

Note1:Thermal resistance from junction to lead,mounted on PCB with 30.0x30.0mm copper pads

## Ratings and Characteristics Curves

(TA = 25°C unless otherwise noted)

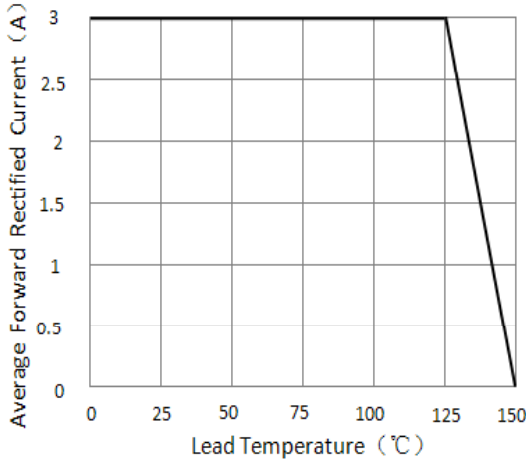


Figure 1. Forward Current Derating Curve

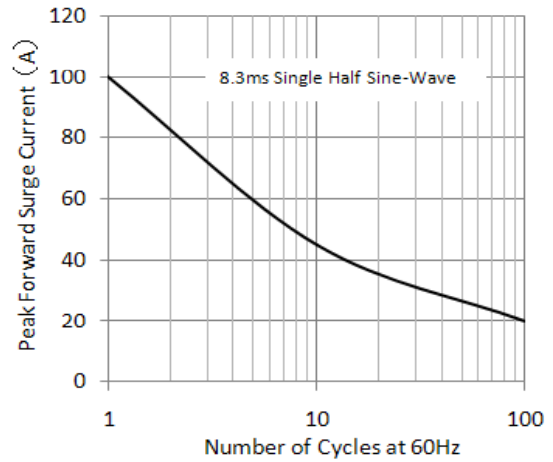


Figure 2. Maximum Non-Repetitive Peak Forward Surge Current

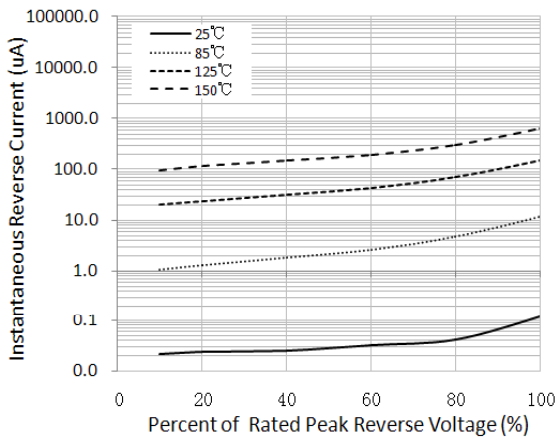


Figure 3. Typical Reverse Characteristics

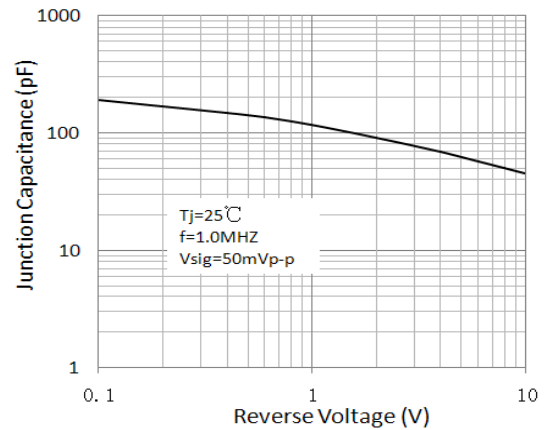


Figure 4. Typical Junction Capacitance

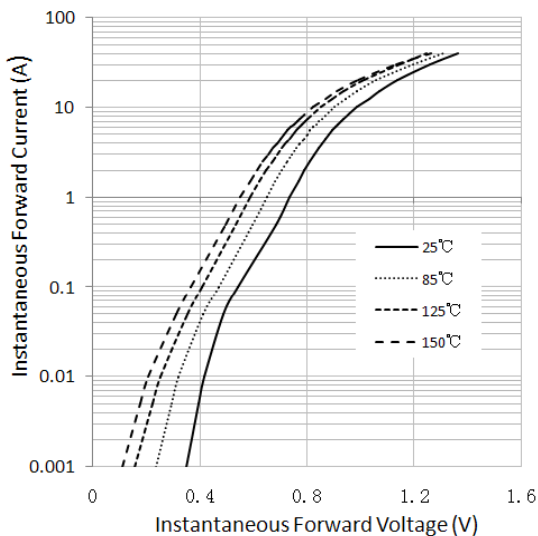
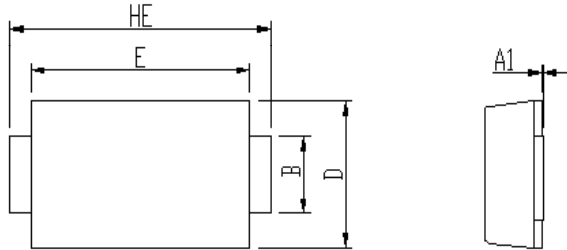


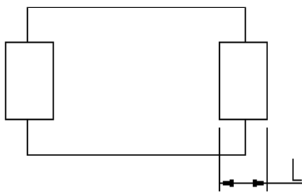

Figure 5. Typical Instantaneous Forward Characteristics

## Package Outline Dimensions

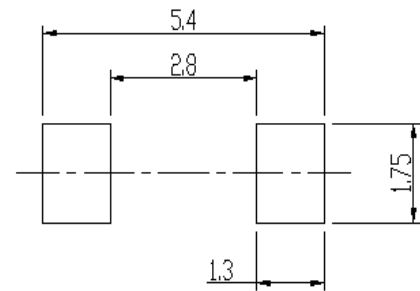
in inches (millimeters)



DIM	Unit: mm		Unit: inch	
	MIN	MAX	MIN	MAX
A	0.92	1.08	0.036	0.043
A1	0	0.1	0.000	0.004
B	1.25	1.45	0.049	0.057
C	0.1	0.25	0.004	0.010
D	2.6	2.8	0.102	0.110
E	4.1	4.3	0.161	0.169
L	0.7	1.1	0.028	0.043
HE	4.8	5.2	0.189	0.205



Soldering footprint

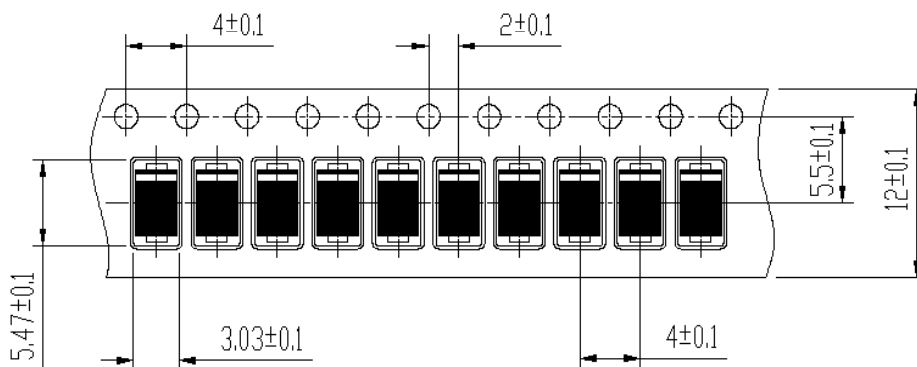


## Packing Information

### Packing quantities:

10,000 pcs/Reel, 12mm Tape, 13" Reel

### Tape & Reel Specification





## Disclaimers

These materials are intended as a reference to assist our customers in the selection of the Suzhou Good-Ark product best suited to the customer's application; they do not convey any license under any intellectual property rights, or any other rights, belonging to Suzhou Good-Ark Electronics Co., Ltd. or a third party.

Suzhou Good-Ark Electronics Co., Ltd. assumes no responsibility for any damage, or infringement of any third-party's rights, originating in the use of any product data, diagrams, charts, programs, algorithms, or circuit application examples contained in these materials.

All information contained in these materials, including product data, diagrams, charts, programs and algorithms represents information on products at the time of publication of these materials, and are subject to change by Suzhou Good-Ark Electronics Co., Ltd. without notice due to product improvements or other reasons. It is therefore recommended that customers contact Suzhou Good-Ark Electronics Co., Ltd. or an authorized Suzhou Good-Ark Electronics Co., Ltd. for the latest product information before purchasing a product listed herein. The information described here may contain technical inaccuracies or typographical errors. Suzhou Good-Ark Electronics Co., Ltd. assumes no responsibility for any damage, liability, or other loss rising from these inaccuracies or errors. Please also pay attention to information published by Suzhou Good-Ark Electronics Co., Ltd. by various means, including our website home page.  
(<http://www.goodark.com>)

When using any or all of the information contained in these materials, including product data, diagrams, charts, programs, and algorithms, Please be sure to evaluate all information as a total system before making a final decision on the applicability of the information and products. Suzhou Good-Ark Electronics Co., Ltd. assumes no responsibility for any damage, liability or other loss resulting from the information contained herein.

The prior written approval of Suzhou Good-Ark Electronics Co., Ltd. is necessary to reprint or reproduce in whole or in part these materials.

Please contact Suzhou Good-Ark Electronics Co., Ltd. or an authorized distributor for further details on these materials or the products contained herein.