

Linear Systems replaces discontinued Siliconix J500

The Linear Systems LSJ500 is a $\pm 20\%$ range current regulator

The LSJ500 is a $\pm 20\%$ range current regulator designed for demanding applications in test equipment and instrumentation. The LSJ500 utilizes JFET techniques to produce a single two-lead device which is extremely simple to operate.

- Two-Lead Plastic Package
- Guaranteed $\pm 20\%$ Tolerance
- Operation up to 45V
- Excellent Temperature Stability
- Simple Series Circuitry, No Separate Voltage Source
- Tight Guaranteed Circuit Performance
- Excellent Performance in Low-Voltage/Battery Circuits and High-Voltage Spike Protection
- High Circuit Stability vs. Temperature

LSJ500 Applications:

- Constant-Current Supply
- Current-Limiting
- Timing Circuits

FEATURES

REPLACEMENT SOURCE FOR SILICONIX J500

WIDE CURRENT RANGE	0.24mA $\pm 20\%$
BIASING NOT REQUIRED	$V_{GS} = 0V$

ABSOLUTE MAXIMUM RATINGS¹
@ 25 °C (unless otherwise stated)

Maximum Temperatures

Storage Temperature	-55 to 150°C
Junction Operating Temperature	-55 to 135°C

Maximum Power Dissipation

Continuous Power Dissipation @125°C	350mW
-------------------------------------	-------

Maximum Currents

Forward Current	20mA
Reverse Current	50mA

Maximum Voltages

Peak Operating Voltage	$P_{OV} = 45V$
------------------------	----------------

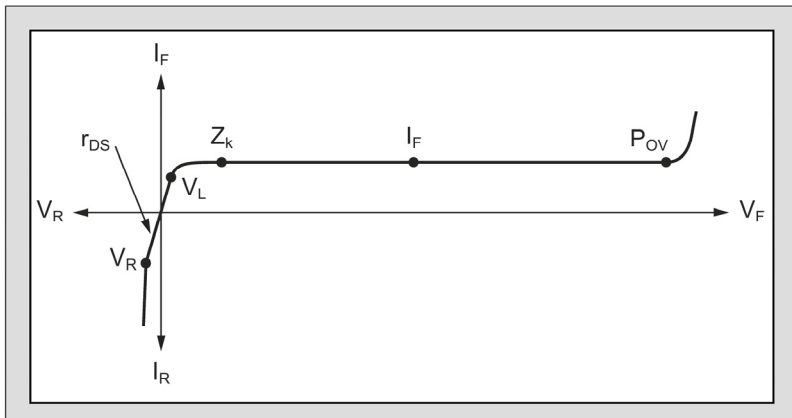
SPECIFIC ELECTRICAL CHARACTERISTICS @ 25°C (unless otherwise stated)

SYMBOL	CHARACTERISTIC	MIN	TYP	MAX	UNITS	CONDITIONS
P_{OV}	Peak Operating Voltage ²	45			V	$I_F = 1.1I_{F(max)}$
V_R	Reverse Voltage		0.8		V	$I_R = 1mA$
C_F	Forward Capacitance		1.5		pF	$V_F = 25V, f = 1MHz$

SPECIFIC ELECTRICAL CHARACTERISTICS @ 25 °C (unless otherwise stated)

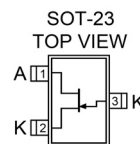
PART	Forward Current ³ I_F			Dynamic Impedance ⁴ Z_d		Knee Impedance Z_k	Limiting Voltage ⁵ V_L	
	$V_F = 25V$			$V_F = 25V$		$V_F = 6V$	$I_F = 0.8I_{F(min)}$	
	MIN	NOM	MAX	MIN	TYP	TYP	TYP	MAX
LSJ500	0.192	0.24	0.288	4.00	15	2.50	1.2	0.4

V-I CHARACTERISTICS CURRENT REGULATING DIODE

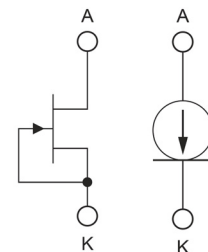


LSJ500 Availability:

SOT-23
Bare die



Short Pins 2 & 3
via PCB trace.



Please contact Micross for full package and die dimensions