

LT Series



LT series is the newest open type ferrite wire wound chip inductors. This wire wound ferrite construction supports thinness for low profile application.

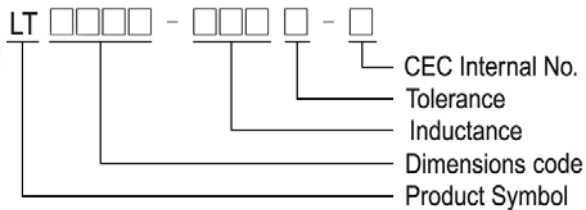
Features

- RoHS compliant
- At just 1.05mm in height, these are one of Chilisin's lowest profile surface mount inductors
- Wire wound ferrite design supports lower Rdc, higher current ratings and exceptional Q values
- Inductance values from 0.12 to 39uH

Applications

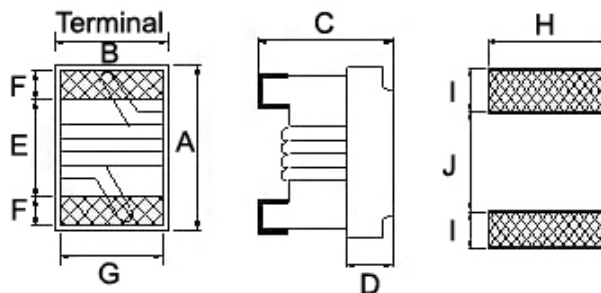
- Boost IC for tiny panels of C-STN, TFT-LCD and OLED in backlight
- Buck/Boost IC using in DC to DC converter
- LC filter in power as well as signal lines

Product Identification



Shape and Dimensions / Recommended Pattern

LT0805/1210



Dimensions in mm

TYPE	A Max	B Max	C Max	D Ref	E	F	G	H	I	J
LT0805	2.40	1.85	1.05	0.70	1.02	0.50	1.27	1.78	1.02	0.76
LT1210	3.75	3.10	1.05	0.65	1.80	0.65	2.35	2.70	1.00	2.00

Electrical Characteristics

Part Number	Inductance (uH)	Test Frequency (MHz)	Tolerance (±%)	Q Min	SRF (MHz) Min	Rdc (Ω)Max	Idc (mA) Max	Color
LT0805-R12□-N	0.12	25.2	10 / 5	22	1500	0.33	1200	Black
LT0805-R15□-N	0.15	25.2	10 / 5	22	1100	0.33	1200	Brown
LT0805-R18□-N	0.18	25.2	10 / 5	22	1100	0.36	1100	Red
LT0805-R22□-N	0.22	25.2	10 / 5	22	1100	0.39	1100	Orange
LT0805-R27□-N	0.27	25.2	10 / 5	22	950	0.43	1050	Yellow
LT0805-R33□-N	0.33	25.2	10 / 5	22	650	0.46	900	Green
LT0805-R39□-N	0.39	25.2	10 / 5	22	640	0.48	850	Blue
LT0805-R47□-N	0.47	25.2	10 / 5	22	570	0.65	800	Violet
LT0805-R56□-N	0.56	25.2	10 / 5	22	540	0.67	770	Gray
LT0805-R68□-N	0.68	25.2	10 / 5	22	500	0.73	750	White
LT0805-R82□-N	0.82	25.2	10 / 5	22	480	0.85	730	Black
LT0805-1R0□-N	1.0	7.96	10 / 5	15	470	0.87	720	Brown
LT0805-1R2□-N	1.2	7.96	10 / 5	15	450	0.97	690	Red
LT0805-1R5□-N	1.5	7.96	10 / 5	15	400	1.10	670	Orange
LT0805-1R8□-N	1.8	7.96	10 / 5	15	340	1.15	650	Yellow
LT0805-2R2□-N	2.2	7.96	10 / 5	15	265	1.28	630	Green
LT0805-2R7□-N	2.7	7.96	10 / 5	15	235	1.40	620	Blue
LT0805-3R3□-N	3.3	7.96	10 / 5	15	190	1.62	580	Violet
LT0805-3R9□-N	3.9	7.96	10 / 5	15	180	1.75	570	Gray
LT0805-4R7□-N	4.7	7.96	10 / 5	13	160	1.95	550	White
LT0805-5R6□-N	5.6	7.96	10 / 5	15	120	2.14	540	Black
LT0805-6R8□-N	6.8	7.96	10 / 5	15	45	2.28	520	Brown
LT0805-8R2□-N	8.2	7.96	10 / 5	15	42	2.55	500	Red
LT0805-100□-N	10	2.52	10 / 5	10	38	2.70	450	Orange
LT0805-120□-N	12	2.52	10 / 5	10	33	4.20	400	Yellow
LT0805-150□-N	15	2.52	10 / 5	10	30	4.80	380	Green
LT0805-180□-N	18	2.52	10 / 5	10	25	5.74	300	Blue
LT0805-220□-N	22	2.52	10 / 5	10	23	7.75	260	Violet
LT0805-270□-N	27	2.52	10 / 5	10	21	10.0	230	Gray
LT0805-330□-N	33	2.52	10 / 5	10	16	13.5	200	White
LT0805-390□-N	39	2.52	10 / 5	10	15	16.0	190	Black

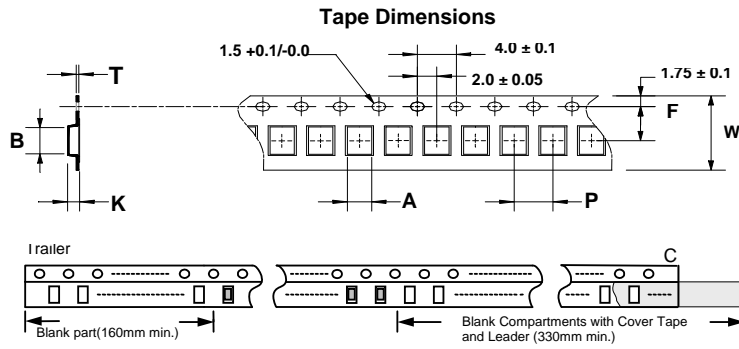
- When ordering, please specify tolerance and packaging codes.
- Tolerance : J = ±5% , K = ±10%
- L , Q : Agilent E4991A + Agilent HP16197A
- SRF : Agilent E4991A
- Rdc : CH502BC/ HP4338B
- Idc for Inductance drop 10% from its value without current.
- Operating temperature range from -25°C to 105°C. (Including self - temperature rise)

Electrical Characteristics

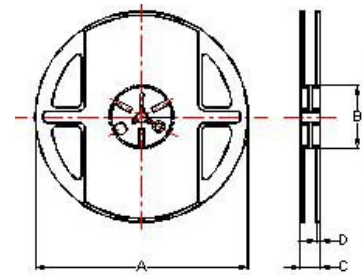
Part Number	Inductance (μ H)	Test Frequency (MHz)	Tolerance (\pm %)	Q Typ.	SRF (MHz) Min	Rdc (Ω) Max	Idc (mA) Max	Color Coding		
								1 ST	2 ND	3 RD
LT1210-1R0□-N	1.0	7.96	10 / 5	20	350	0.45	1500	Brown	Black	Red
LT1210-1R2□-N	1.2	7.96	10 / 5	20	330	0.49	1300	Brown	Red	Red
LT1210-1R5□-N	1.5	7.96	10 / 5	20	310	0.68	1200	Brown	Green	Red
LT1210-1R8□-N	1.8	7.96	10 / 5	20	290	0.72	1150	Brown	Gray	Red
LT1210-2R2□-N	2.2	7.96	10 / 5	20	270	1.02	1020	Red	Red	Red
LT1210-2R7□-N	2.7	7.96	10 / 5	20	265	1.15	1000	Red	Violet	Red
LT1210-3R3□-N	3.3	7.96	10 / 5	20	195	1.20	970	Orange	Orange	Red
LT1210-3R9□-N	3.9	7.96	10 / 5	20	170	1.35	910	Orange	White	Red
LT1210-4R7□-N	4.7	7.96	10 / 5	20	155	1.48	880	Yellow	Violet	Red
LT1210-5R6□-N	5.6	7.96	10 / 5	20	125	1.65	820	Green	Blue	Red
LT1210-6R8□-N	6.8	7.96	10 / 5	20	110	1.68	750	Blue	Gray	Red
LT1210-8R2□-N	8.2	7.96	10 / 5	20	100	1.88	700	Gray	Red	Red
LT1210-100□-N	10	2.52	10 / 5	16	85	2.90	610	Brown	Black	Orange
LT1210-120□-N	12	2.52	10 / 5	16	70	3.05	540	Brown	Red	Orange
LT1210-150□-N	15	2.52	10 / 5	16	65	3.45	500	Brown	Green	Orange
LT1210-180□-N	18	2.52	10 / 5	16	55	4.79	420	Brown	Gray	Orange
LT1210-220□-N	22	2.52	10 / 5	16	50	5.20	350	Red	Red	Orange

- When ordering, please specify tolerance and packaging codes.
- Tolerance : J = \pm 5% , K = \pm 10%
- L , Q : Agilent E4991A + Agilent HP16197A
- SRF : Agilent E4991A
- Rdc : CH502BC/ HP4338B
- Idc for Inductance drop 10% from its value without current.
- Operating temperature range from -25°C to 105°C. (Including self - temperature rise)

Packaging Specifications



Reel Dimensions



Dimensions in mm

TYPE	Tape Dimensions							Reel Dimensions				Quantity
	A	B	T	W	P	F	K	A	B	C	D	PCS / REEL
LT0805	1.85	2.45	0.23	8	4	3.5	1.0	178	60	12	1.5	2000
LT1210	3.05	3.70	0.25	12	4	5.5	1.1	178	60	12	1.5	2000