

Features

- * BUILT-IN OSCILLATOR AND RESISTOR
- * HIGH LIGHT OUTPUT
- * RELIABLE AND RUGGED

Absolute Maximum Ratings at $T_A=25^\circ\text{C}$

OPERATING VOLTAGE	3 TO 5.0 V
PEAK REVERSE VOLTAGE	0.4 V
OPERATING TEMPERATURE RANGE	0°C TO +70°C
STORAGE TEMPERATURE RANGE	-25°C TO +85°C
LEAD SOLDERING TEMP. (1.6mm FROM BODY)	260°C FOR 5 SEC

Electrical/Optical Characteristics at $T_A=25^\circ\text{C}$

PART NUMBER	EMITTING COLOR	LEN'S COLOR	PEAK WAVELENGTH @5V (nm)	APPLIED VOLTAGE (V)		LUMINOUS INTENSITY @5V (mcd)		FLASHING FREQUENCY @5V (Hz)	VIEW ANGLE $2\theta_{1/2}$ (deg)
				TYP.	MAX.	MIN.	TYP.		
LT1811GF-91	RED	R.D.	700	3.0	5.0	0.2	0.5	2.4	40
LT1821F-91	GREEN	G.D.	567	3.0	5.0	1.0	2.4	2.4	40
LT1831F-91	YELLOW	Y.D.	585	3.0	5.0	0.8	2.0	2.4	40
LT1841F-91	ORANGE	O.D.	635	3.0	5.0	1.1	2.8	2.4	40
LT1841RF-91	ORANGE	R.D.	635	3.0	5.0	1.1	2.8	2.4	40

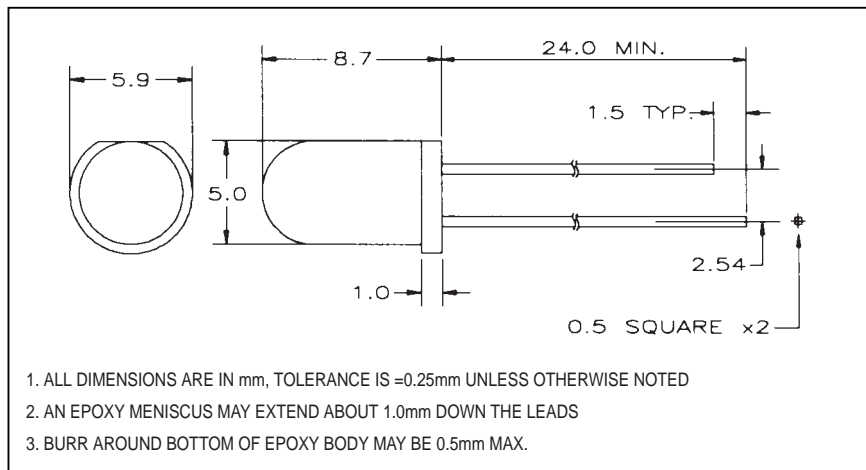
(1) LENS COLOR R.D. RED DIFFUSED G.D. GREEN DIFFUSED
 Y.D. YELLOW DIFFUSED O.D. ORANGE DIFFUSED

(2) SPECIFICATIONS ARE SUBJECT TO CHANGE WITHOUT NOTICE.

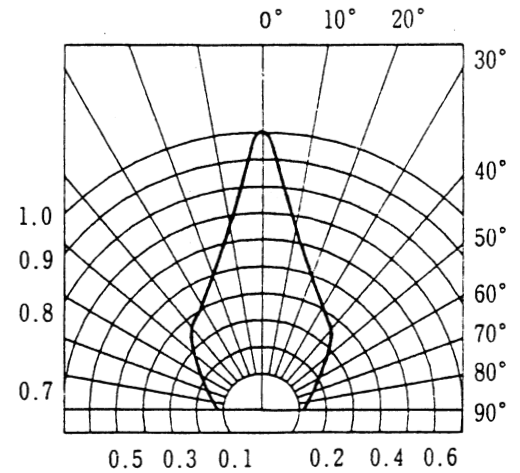
(3) ALL ABOVE COMPONENTS ARE CONSIDERED.

DEVIATIONS FROM STATED SPECIFICATIONS WILL REQUIRE A NEW PART NUMBER BE ASSIGNED.

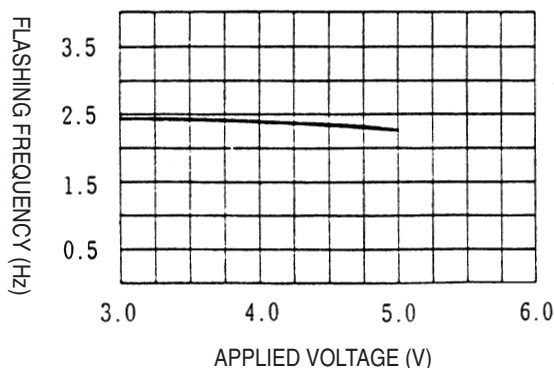
Package Dimensions



Radiation Pattern



Flashing Frequency VS. Applied Voltage



Forward Current VS. Applied Voltage

