

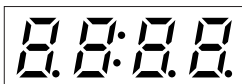
LED Panel Display

LED Panel Display(Substrate Type)

Display format of LCD	Supply voltage (V)	Radiation size (mm)	LCD type	Radiation color		Outline dimensions	
				H Yellow	E Yellow-green	Page	Figure
40X2	5	17.8X156.4	Positive		LT4070EA	Æ	14
		13.5X150.5	Negative		LT4071EA		15
16X2	5	17.2X 63.0	Positive	LT4082H	LT4082E	Æ	12
		13.5X 58.5	Negative	LT4083H	LT4083E		13

Positive/Negative Display(White portion: Radiation color of backlight)

●Positive



●Negative



Absolute Maximum Ratings (Substrate Type)

(Ta=25°C)

Display format of LCD	Supply voltage (V)	Radiation size(mm)	LCD type	Radiation color		Model No.	Forward current ^{*1} I _F (mA)	Reverse voltage V _R (V)	Operating temperature T _{opr.} (°C)	Storage temperature T _{stg.} (°C)
				Yellow	Yellow-green					
40X2	5	17.8X156.4	Positive		●	LT4070EA	20	5	-10 to +60	-20 to +70
		13.5X150.5	Negative		●	LT4071EA	20	5	-10 to +60	-20 to +70
16X2	5	17.2X 63.0	Positive	●		LT4082H	20	5	-10 to +60	-25 to +70
		13.5X 58.5	Negative	●		LT4083H	20	5	-10 to +60	-25 to +70
					●	LT4083E	20	5	-10 to +60	-25 to +70

*1 Per chip

Electro-optical Characteristics (Substrate Type)

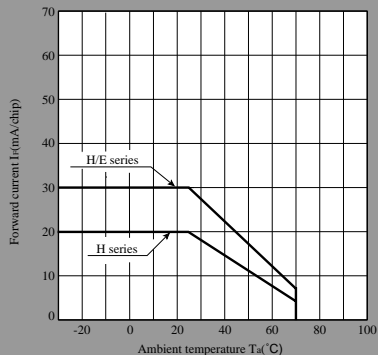
(Ta=25°C)

Display format of LCD	Supply voltage (V)	Radiation size(mm)	LCD type	Radiation color		Model No.	Operating voltage V _{LED} (V)			Luminous intensity L _v (cd/m ²) TYP.	Peak emission wavelength λ _p (nm) TYP.	Spectrum radiation bandwidth D l(nm)	
				Yellow	Yellow-green		MIN.	TYP.	MAX.			LED (V)	
40X2	5	17.8X156.4	Positive		●	LT4070EA	4.75	5.0	5.25	63	565	30	5
		13.5X150.5	Negative		●	LT4071EA	4.75	5.0	5.25	61	565	30	5
16X2	5	17.2X 63.0	Positive	●		LT4082H	4.75	5.0	5.25	59	585	30	5
					●	LT4082E	4.75	5.0	5.25	68	565	30	5
		13.5X 58.5	Negative	●		LT4083H	4.75	5.0	5.25	26	585	30	5
					●	LT4083E	4.75	5.0	5.25	45	565	30	5

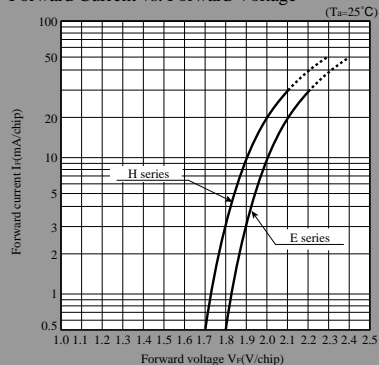
(Notice) | In the absence of confirmation by device specification sheets, SHARP takes no responsibility for any defects that may occur in equipment using any SHARP devices shown in catalogs, data books, etc. Contact SHARP in order to obtain the latest device specification sheets before using any SHARP device.
(Internet) | Data for sharp's optoelectronic/power device is provided for internet.(Address <http://www.sharp.co.jp/ecg/>)

H/E series

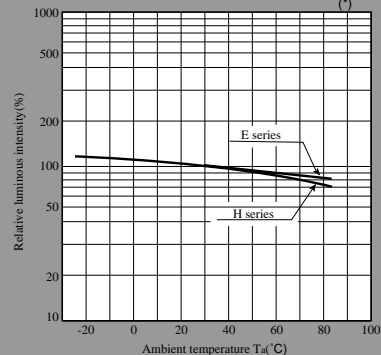
Forward Current Derating Curve



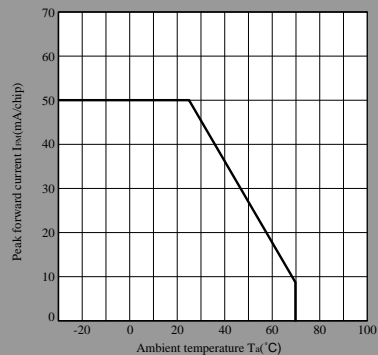
Forward Current vs. Forward Voltage



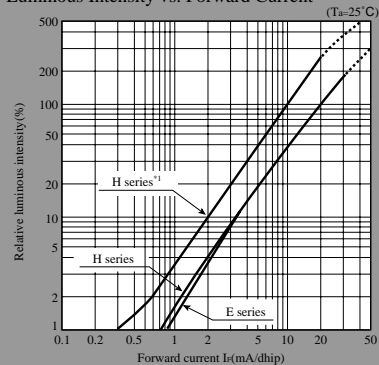
Luminous Intensity vs. Ambient Temperature



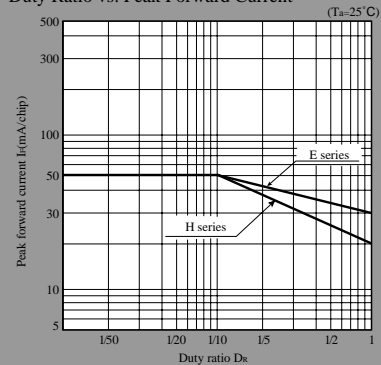
Peak Forward Current Derating Curve



Luminous Intensity vs. Forward Current

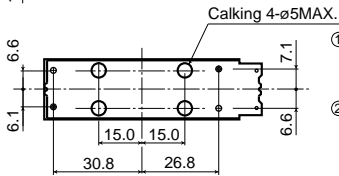
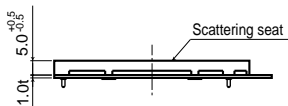
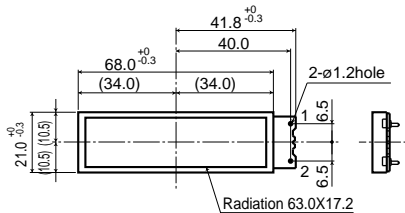


Duty Ratio vs. Peak Forward Current

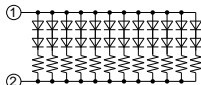


* As for current conditions, refer to I_F in electro-optical characteristics *¹H series $I_F=10\text{mA}$

12

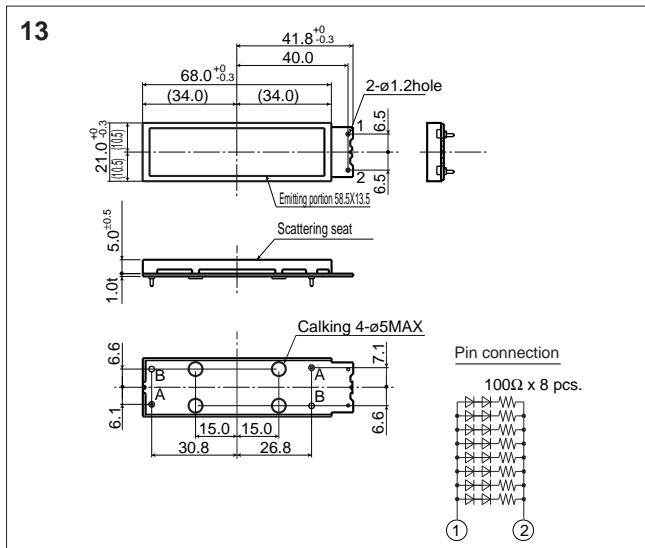


Pin connection

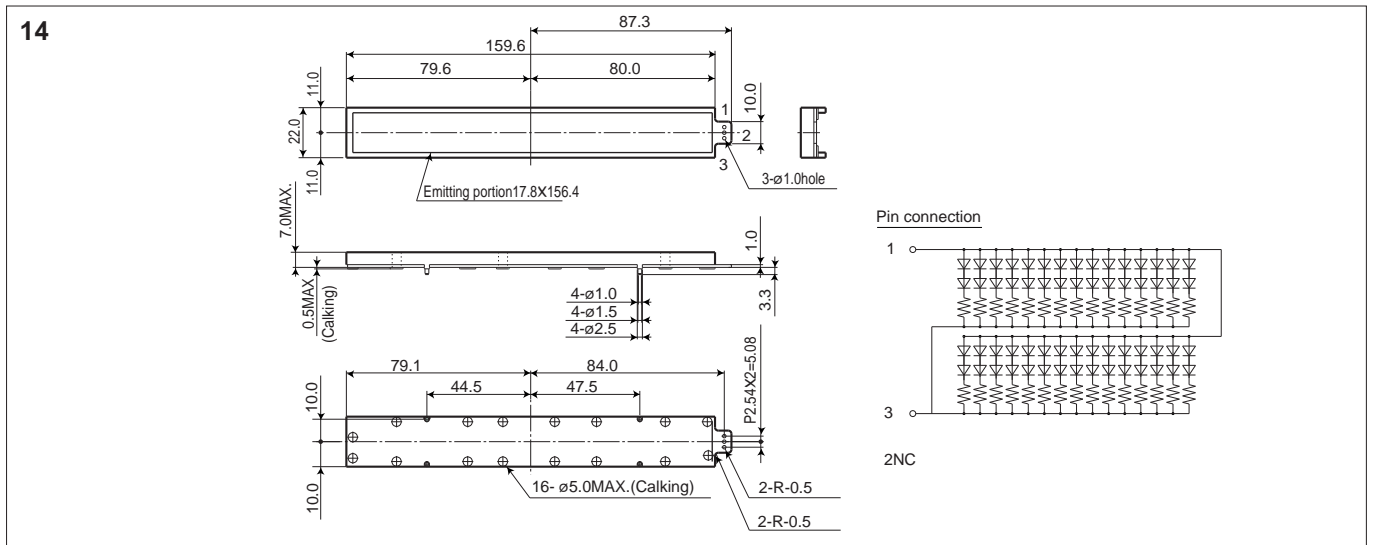


LT4082□ Series

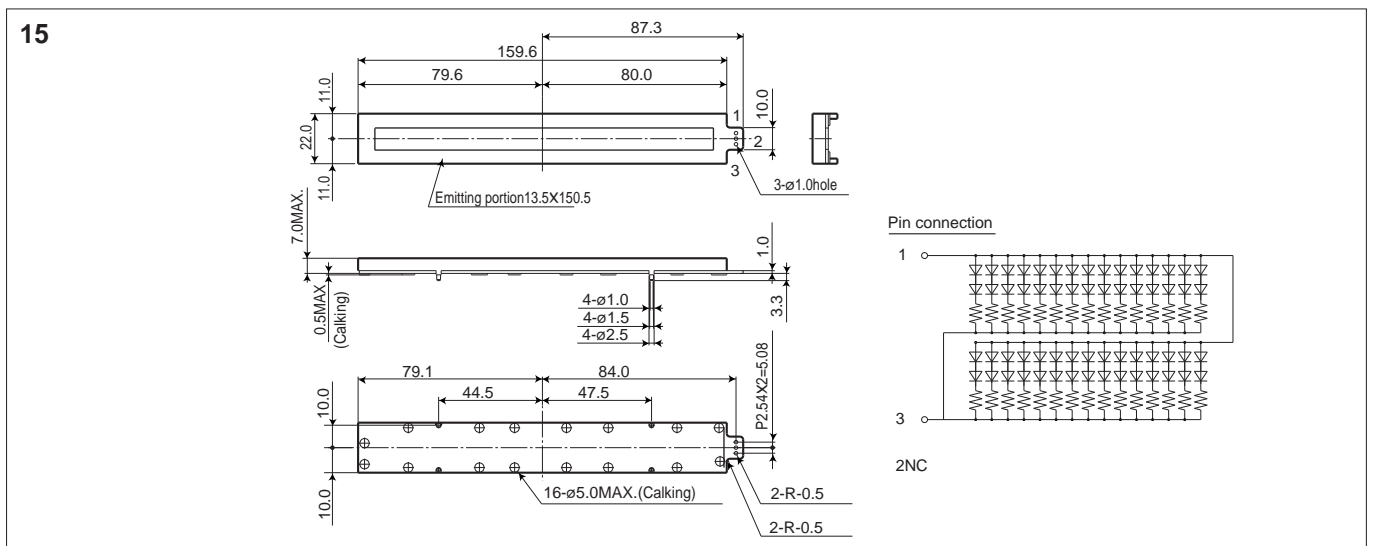
LED Panel Display Outline Dimensions(Unit:mm)



LT4083E LT4083H



LT4070EA



LT4071EA

(Notice) • In the absence of confirmation by device specification sheets, SHARP takes no responsibility for any defects that may occur in equipment using any SHARP devices shown in catalogs, data books, etc. Contact SHARP in order to obtain the latest device specification sheets before using any SHARP device.
 (Internet) • Data for sharp's optoelectronic/power device is provided for internet.(Address <http://www.sharp.co.jp/ecg/>)