

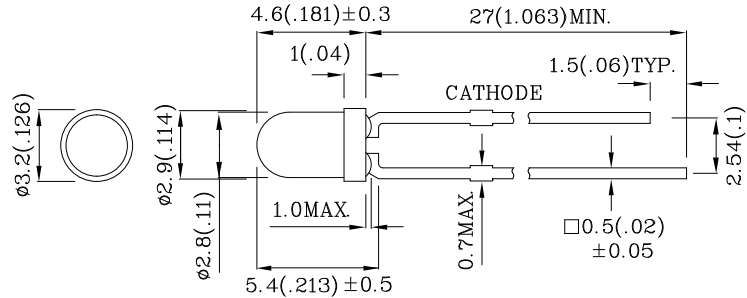
Features

- LOW POWER CONSUMPTION.
- POPULAR T-1 DIAMETER PACKAGE.
- GENERAL PURPOSE LEADS.
- RELIABLE AND RUGGED.
- LONG LIFE - SOLID STATE RELIABILITY.
- AVAILABLE ON TAPE AND REEL.
- 14V INTERNAL RESISTOR.
- RoHS COMPLIANT.



Notes:

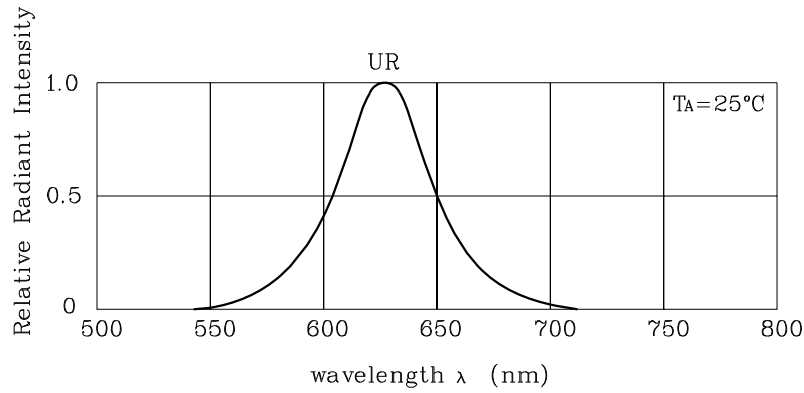
1. All dimensions are in millimeters (inches).
2. Tolerance is $\pm 0.25(0.01)$ unless otherwise noted.
3. Specifications are subject to change without notice.



Absolute maximum ratings ($T_A=25^\circ\text{C}$)		UR (GaAsP/ GaP)	Unit
Reverse Voltage	V_R	5	V
Forward Voltage	V_F	16	V
Power Dissipation	P_T	160	mW
Operating Temperature	T_A	-40 ~ +70	°C
Storage Temperature	T_{stg}	-40 ~ +85	
Lead Solder Temperature [2mm Below Package Base]	260°C For 3 Seconds		
Lead Solder Temperature [5mm Below Package Base]	260°C For 5 Seconds		

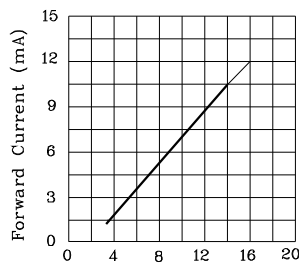
Operating Characteristics ($T_A=25^\circ\text{C}$)		UR (GaAsP/ GaP)	Unit
Forward Current (Typ.) ($V_F=14\text{V}$)	I_F	10.5	mA
Forward Current (Max.) ($V_F=14\text{V}$)	I_F	13.5	mA
Reverse Current (Max.) ($V_R=14\text{V}$)	I_R	10	uA
Wavelength of Peak Emis- sion (Typ.) ($V_F=14\text{V}$)	λ_P	627	nm
Spectral Line Full Width At Half-Maximum (Typ.) ($V_F=14\text{V}$)	λ_D	625	nm
Spectral Line Half-Width ($V_F=14\text{V}$) (Typ.)	$\Delta\lambda$	45	nm

Part Number	Emitting Color	Emitting Material	Lens-color	Luminous Intensity ($V=14\text{V}$) mcd		Wavelength nm λ_P	Viewing Angle 2θ 1/2
				min.	typ.		
LUR11D14V	Red	GaAsP/GaP	Red Diffused	8	19	627	40°

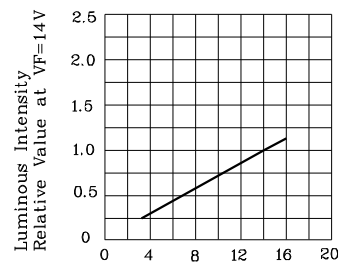


RELATIVE INTENSITY Vs. WAVELENGTH

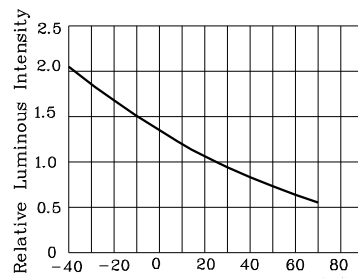
❖ UR



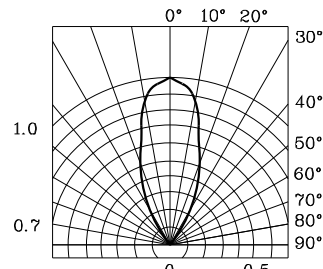
Forward Voltage(V)
 FORWARD VOLTAGE Vs.
 FORWARD CURRENT



Forward Voltage(V)
 FORWARD VOLTAGE Vs.
 LUMINOUS INTENSITY



Ambient Temperature T_λ ($^\circ\text{C}$)
 LUMINOUS INTENSITY Vs.
 AMBIENT TEMPERATURE



SPATIAL DISTRIBUTION

Wave Soldering Profile For Lead-free Through-hole LED.



NOTES:

1. Recommend the wave temperature 245°C~260°C. The maximum soldering temperature should be less than 260°C.
2. Do not apply stress on epoxy resins when temperature is over 85 degree°C.
3. The soldering profile apply to the lead free soldering (Sn/Cu/Ag alloy).
4. No more than once.

Remarks:

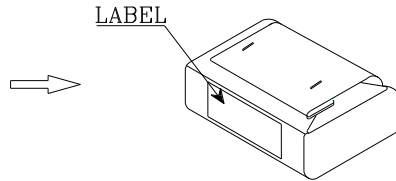
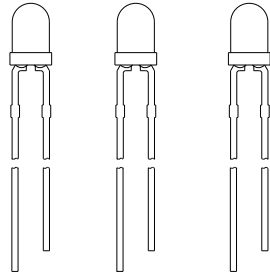
If special sorting is required (e.g. binning based on , luminous intensity / luminous flux or wavelength), the typical accuracy of the sorting process is as follows:

1. Wavelength: +/-1nm
2. Luminous Intensity / Luminous Flux: +/-15%

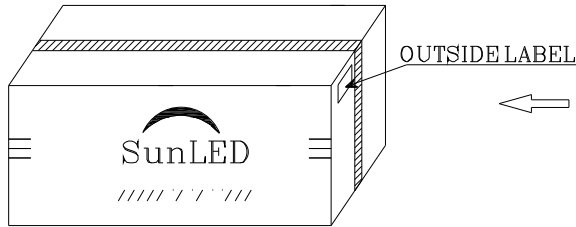
Note: Accuracy may depend on the sorting parameters.

PACKING & LABEL SPECIFICATIONS

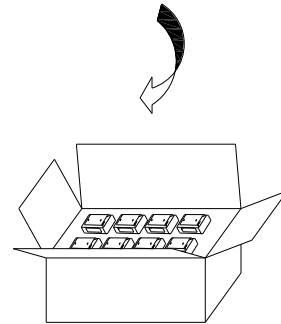
LUR11D14V




1,000PCS/BAG




56K / BOX



28K/ BOX



P/NO : Lxx11x	
QTY : 1,000 pcs	CODE: XXX
S/N : XX	
LOT NO:	
 XXXXXXXXXXXXXXXXXXXXXXXX	
RoHS Compliant	