

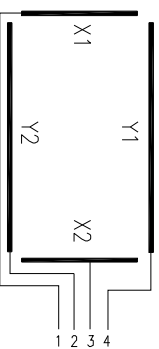
REV.No	REVISED	DATE	DRAWN	CHECKED	APPROVED
0	NEW DRAW				

REV.No	REVISED	DATE	SCALE	DIM.	STD.TOL	DRAWING NO.	UNIT
0	NEW DRAW	09.12.23	1 : 1	1 : 1	±0.3	M070ZA-CD-AC02	MM
		DESIGNED	0.Y.H/W/M/G			PRODUCT NO.	SIZE
		CHECKED	/			M070ZA-AC02	AA
		APPROVED	Y.B.SHIM				

REMARK

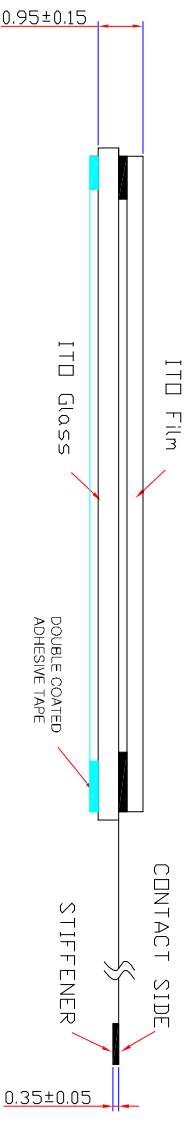
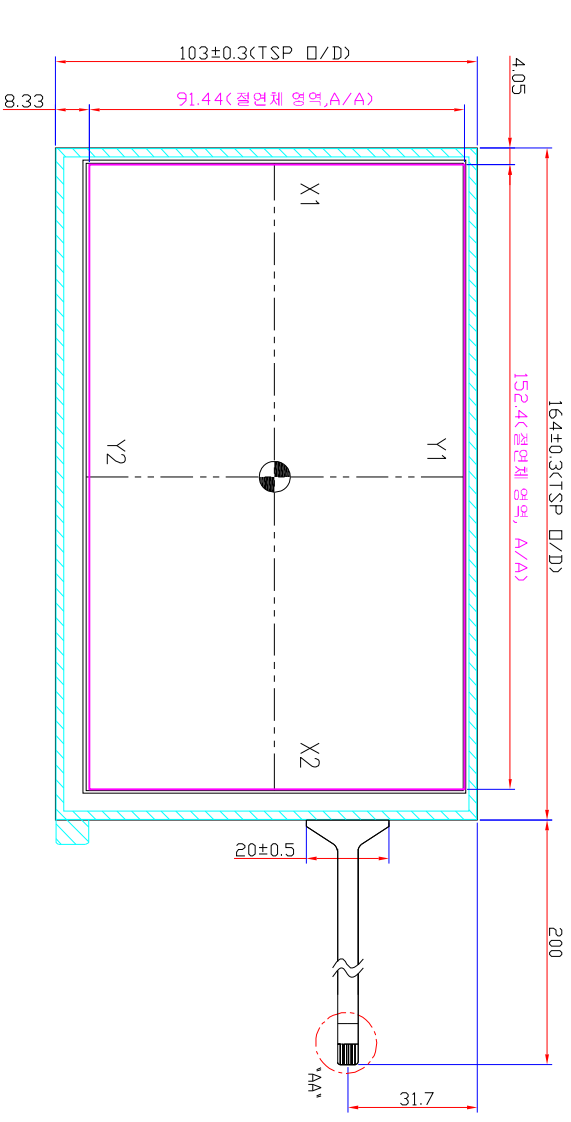
Glass Thk.	<input checked="" type="checkbox"/> 0.7mm	<input type="checkbox"/> 1.1mm
Film type	<input type="checkbox"/> Clear	<input checked="" type="checkbox"/> Non-glare/AN
Total Thk.	<input checked="" type="checkbox"/> 0.95±0.15mm	<input type="checkbox"/> 1.35±0.15mm
Linearity	±1.5% or less	
Transmittance	80% or more	
Resistance	100 < X axis < 1200 ohm	
	100 < Y axis < 1200 ohm	
Tail	FPC(Ni+Au)	
TFT-LOD MAKER		

CIRCUIT DIAGRAM

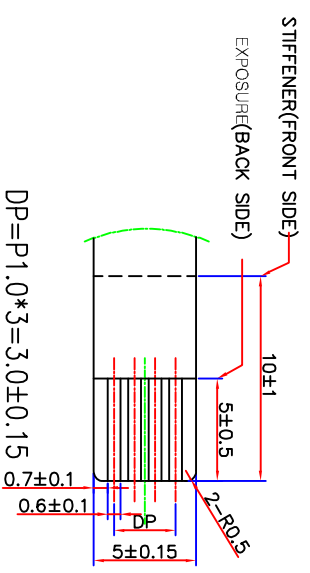


SIGNAL ASSIGNMENT

Pin No	Signal
1	X1
2	Y2
3	X2
4	Y1



Detail "AA" (Scale=5/1)



NOTICE OF PROPRIETARY PROPERTY

THIS DOCUMENT CONTAINS CONFIDENTIAL AND PROPRIETARY INFORMATION OF meere dp Co., Ltd. AND NEITHER IT NOR THE INFORMATION CONTAINED THEREIN SHALL BE DISCLOSED TO OTHERS OR DUPLICATED OR USED FOR OTHERS WITHOUT THE EXPRESS WRITTEN CONSENT OF meere dp Co., Ltd.