

SPECIFICATIONS:

MATERIAL:-

HOUSING: LCP (TL94V-0), BEIGE Δ

TERMINAL: PHOSPHOR BRONZE, T=0.2mm Δ

FINISH:-

TERMINAL: GOLD PLATING

ELECTRICAL:-

CURRENT RATING: 0.5 AMP MAX.

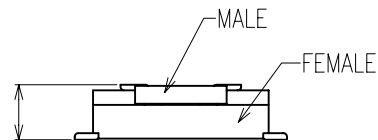
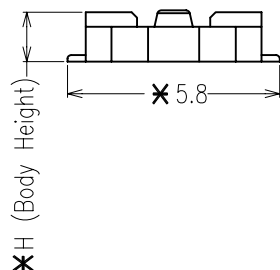
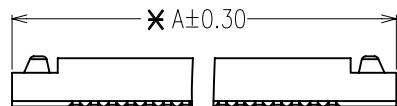
VOLTAGE PROOF: 150V AC RMS AT 0.5 mA FOR 60 SECS

INSULATION RESISTANCE: 1000 M Ω MIN. AT 500V DC

ENVIRONMENTAL:-

TEMPERATURE RANGE: -40°C ~ +105°C

STACKING HT	PART NO.	
	FEMALE	MALE
1.50mm	M402F1-XX	M402M1-XX
2.00mm	M402F2-XX	M402M1-XX
2.50mm	M402F2-XX	M402M2-XX



Stacking Height

NOTES: ALL DIMENSIONS AND NOTES MARKED * ARE CRITICAL AND MUST BE CHECKED IN ACCORDANCE WITH QUALITY DOC. Q1-02A

PART NO.		DIMENSIONS			
H=1.35mm	H=1.85mm	TOTAL NO. OF WAYS	A	B	C
M402F1-1005R	M402F2-1005R	10	5.50	3.45	2.00
M402F1-1205R	Δ M402F2-1205R	12	6.00	3.95	2.50
*M402F1-1405	*M402F2-1405	14	6.50	4.45	3.00
M402F1-1605R	M402F2-1605R	16	7.00	4.95	3.50
M402F1-2005R	M402F2-2005R	20	8.00	5.95	4.50
*M402F1-2205	*M402F2-2205	22	8.50	6.45	5.00
M402F1-2405R	*M402F2-2405	24	9.00	6.95	5.50
M402F1-2605R	M402F2-2605R	26	9.50	7.45	6.00
M402F1-3005R	M402F2-3005R	30	10.50	8.45	7.00
*M402F1-3405	*M402F2-3405	34	11.50	9.45	8.00
M402F1-4005R	M402F2-4005R	40	13.00	10.95	9.50
M402F1-5005R	*M402F2-5005	50	15.50	13.45	12.00
M402F1-6005R	M402F2-6005R	60	18.00	15.95	14.50
M402F1-7005R	M402F2-7005R	70	20.50	18.45	17.00
*M402F1-7205	*M402F2-7205	72	21.00	18.95	17.50
*M402F1-8005	M402F2-8005R	80	23.00	20.95	19.50
*M402F1-9005	*M402F2-9005	90	25.50	23.45	22.00
*M402F1-9605	*M402F2-9605	96	27.00	24.95	23.50
M402F1-10005R	M402F2-10005R	100	28.00	25.95	24.50

Δ *CHECK SALES FOR AVAILABILITY
PART NO WITH R COMES IN REEL
PART NO WITHOUT R COMES IN TUBE

Allan	5	30.06.08	A138
Allan	4	26.06.08	A135
Allan	3	03.10.07	A080
Allan	2	12.10.06	A003
Allan	1	01.08.06	-

NAME	ISS.	DATE	C/NOTE
------	------	------	--------

APPROVED: *Ben*

CHECKED:

DRAWN: Allan

CUSTOMER REF.:

ASSEMBLY DRG:

ORDER CODE M402F X - XX 05R

- 1: 1.35mm BODY HEIGHT
- 2: 1.85mm BODY HEIGHT

Δ WITH R: REEL PACK
WITHOUT R: TUBE PACK
(REFER TO TABLE FOR SPECIFIC WAYS/PACK TYPE)

TOTAL NO. OF WAYS

TOLERANCES
X.X = ± 0.30 mm
X.XX = ± 0.20 mm
X.XXX = ± 0.10 mm

HARWIN

HARWIN USA
TEL: 603 893 5376
FAX: 603 893 5396
mis@harwin.com

HARWIN Europe (UK)
TEL: 023 9231 4545
FAX: 023 9231 4590
mis@harwin.co.uk

HARWIN Asia
TEL: +65 6 779 4909
FAX: +65 6 779 3868
mis@harwin.com.sg

THIS DRAWING AND ANY INFORMATION OR DESCRIPTIVE MATTER SET OUT HEREON ARE CONFIDENTIAL AND COPYRIGHT PROPERTY OF THE HARWIN GROUP AND MUST NOT BE DISCLOSED, LOANED, COPIED OR USED FOR MANUFACTURING, TENDERING OR FOR ANY OTHER PURPOSE WITHOUT THEIR WRITTEN PERMISSION.

TOLERANCES
X. = ± 1 mm
X.X = ± 0.25 mm
X.XX = ± 0.10 mm
X.XXX = ± 0.01 mm
ANGLES = $\pm 5^\circ$
UNLESS STATED

MATERIAL:	SEE NOTES
FINISH:	SEE NOTES
S/AREA:	mm ²

TITLE:
BOARD TO BOARD CONNECTOR,
0.50mm PITCH SURFACE MOUNT, FEMALE

DRAWING NUMBER:
M402F X - XX 05R

SHT
1
OF
1