

Surface Mount Rectifiers

M3FA--M7FA

Features

- For surface mounted applications
- Ideal for automated placement
- Low forward voltage drop
- High surge current capability
- RoHS Compliant



Mechanical Data

- Case: SMAFL molded plastic
- Molding compound, UL flammability classification rating 94V-0
- Terminals: Solder plated, solderable per MIL-STD-202, Method 208
- Polarity: Color band denotes cathode end

Maximum Ratings (@T_A = 25°C unless otherwise specified)

Characteristic	Symbol	M3FA	M4FA	M5FA	M6FA	M7FA	Units
Peak repetitive reverse voltage	V _{RRM}	200	400	600	800	1000	V
RMS reverse voltage	V _{RMS}	140	280	420	560	700	V
DC blocking voltage	V _{DC}	200	400	600	800	1000	V
Maximum average forward output current	I _{F(AV)}	1.0					A
Peak forward surge current, 8.3ms single half-sine-wave	@T _J = 25°C I _{FSM}	30					A

Thermal Characteristics

Parameter	Symbol	M3FA	M4FA	M5FA	M6FA	M7FA	Units
Typical thermal resistance (Note 1)	R _{θJA}	64					°C /W
	R _{θJC}	27					
	R _{θJL}	21					
Operating junction temperature range	T _J	- 55 ---- + 150					°C
Storage temperature range	T _{STG}	- 55 ---- + 150					°C

Note:

1. Device mounted on PCB with 10 mm x 20 mm x 0.1mm copper pad areas

Surface Mount Rectifiers

M3FA--M7FA

Electrical Characteristics (@T_A = 25°C unless otherwise specified)

Parameter	Symbol	Test conditions	Typ.	Max.	Units
Maximum instantaneous forward voltage	V _F	I _F =1.0A	--	1.1	V
Maximum Reverse current	I _R	Rated V _R	@T _A =25°C	5	μ A
			@T _A =125°C	50	

Surface Mount Rectifiers

M3FA--M7FA

Ratings and Characteristic Curves ($T_A=25^\circ\text{C}$ unless otherwise noted)

Fig.1-Forward Current Derating Curve

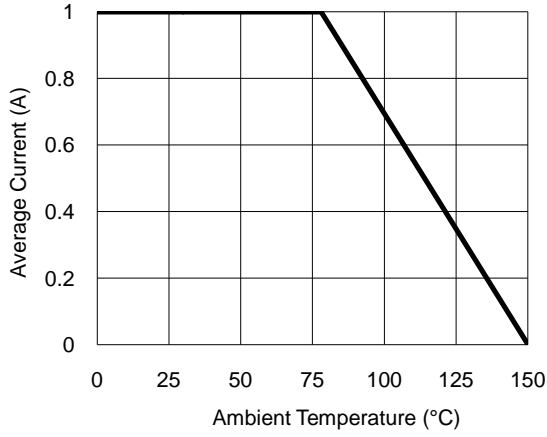


Fig.2- Surge Current Derating Curve

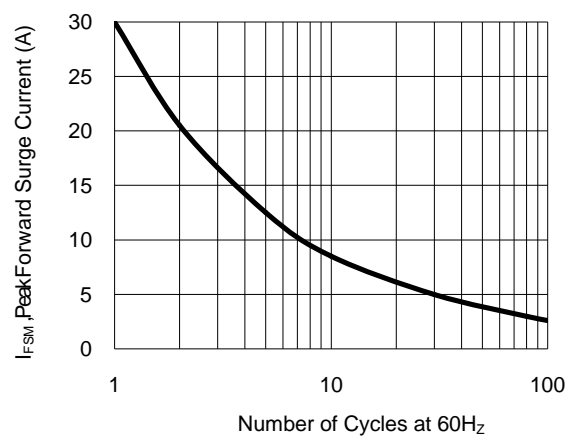


Fig.3- Typical Forward Voltage Characteristic

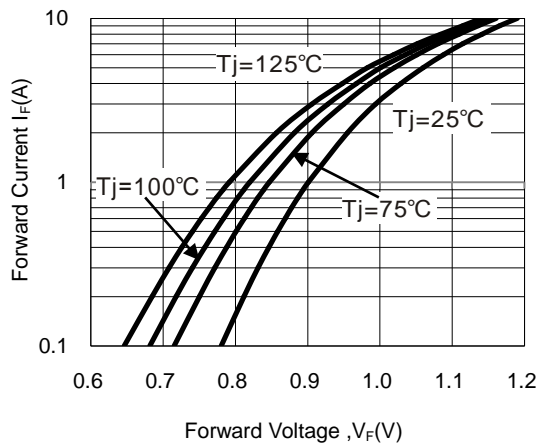
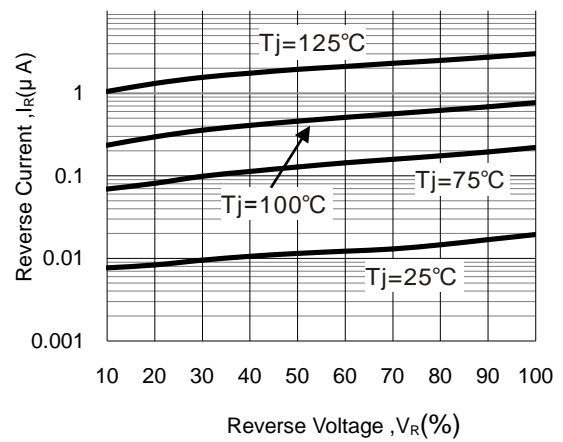


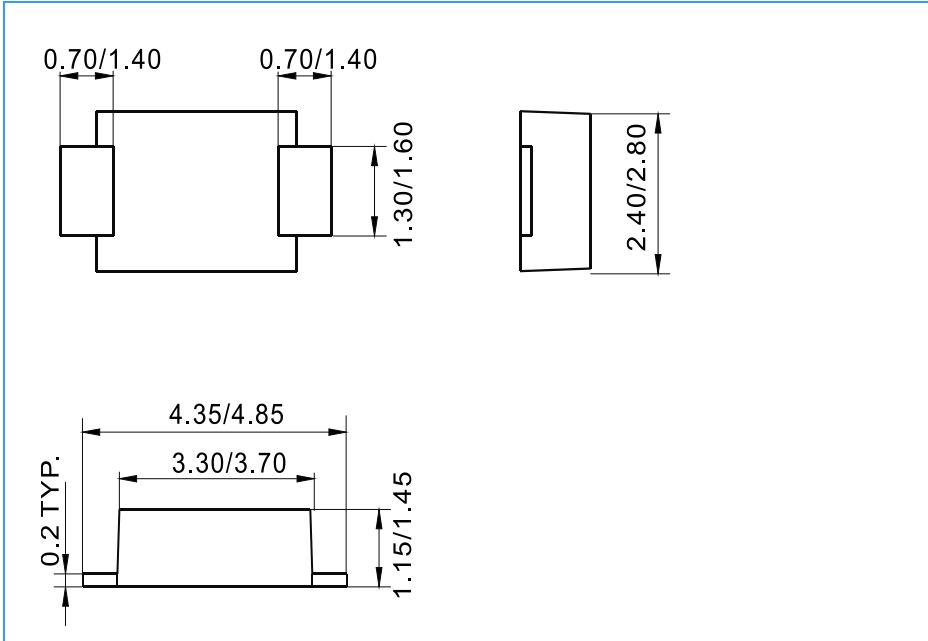
Fig.4- Typical Reverse Characteristic



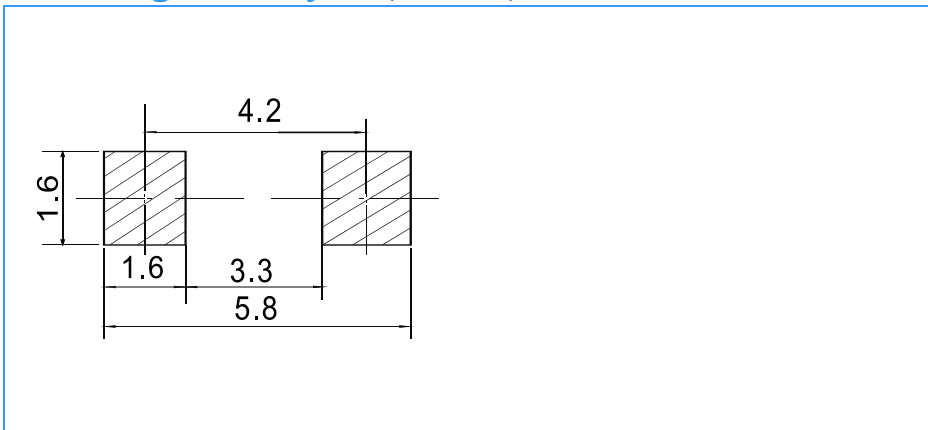
Surface Mount Rectifiers

M3FA--M7FA

Package Outline Dimensions(unit:mm)



Mounting Pad Layout(unit:mm)



Ordering Information

Part No.	Marking	Package	Shipping
M3FA	M3F	SMAFL	10000 /Tape&Reel
M4FA	M4F	SMAFL	10000 /Tape&Reel
M5FA	M5F	SMAFL	10000 /Tape&Reel
M6FA	M6F	SMAFL	10000 /Tape&Reel
M7FA	M7F	SMAFL	10000 /Tape&Reel