

### Features

- LO 800 TO 3500 MHz
- RF 800 TO 2400 MHz
- IF DC TO 1500 MHz
- LO DRIVE: +7 dBm (NOMINAL)
- HIGH ISOLATION: 30 dB (TYP.)


### Description

The M4G is a double balanced mixer, designed for use in military, commercial, and test equipment applications. The design utilizes Schottky ring quad diodes and broadband ferrite baluns to attain excellent performance. This mixer can also be used as a phase detector and/or bi-phase modulator since the IF port is DC coupled to the diodes. Environmental screening is available to MIL-STD-883, MIL-STD-202, or MIL-DTL-28837, consult factory.

### Ordering Information

Part Number	Package
M4G	Flatpack
SM4G	Surface Mount

### Product Image



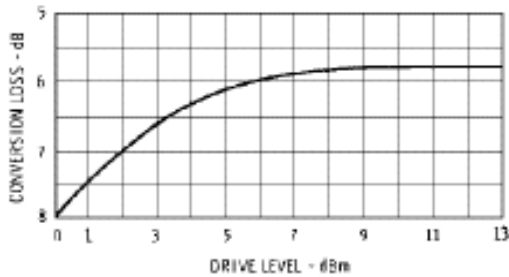
### Electrical Specifications: $Z_0 = 50\Omega$ $L_o = +7$ dBm (Downconverter application only)

Parameter	Test Conditions	Units	Typical	Guaranteed	
				+25°C	-54° to +85°C *
SSB Conversion Loss (max) & SSB Noise Figure (max)	fR = 1.3 to 2.4 GHz, fL = 0.8 to 3.5 GHz, fI = 0.01 to 1.5 GHz fR = 0.8 to 2.4 GHz, fL = 0.8 to 3.5 GHz, fI = 0.01 to 1.5 GHz	dB dB	7.0	8.5	9.0
			8.0	9.0	9.5
Isolation, L to R (min)	fL = 0.8 to 2 GHz fL = 1 to 3.5 GHz	dB dB	35	25	23
			28	20	18
Isolation, L to I (min)	fL = 0.8 to 3.5 GHz	dB	25	18	16
1 dB Conversion Comp.	fL @ +7 dBm	dBm	+0		
Input IP3					

\* The SM4G specification limits apply at 0°C to +50°C.

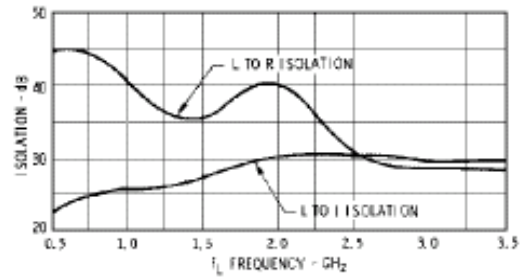
### Typical Performance Curves

**Conversion Loss**

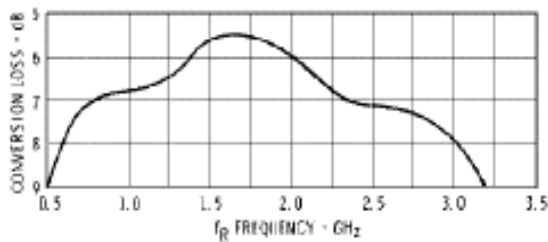


Conversion Loss vs. Drive Level: The minimum recommended drive level is +5 dBm. The maximum recommended drive level is +13 dBm.

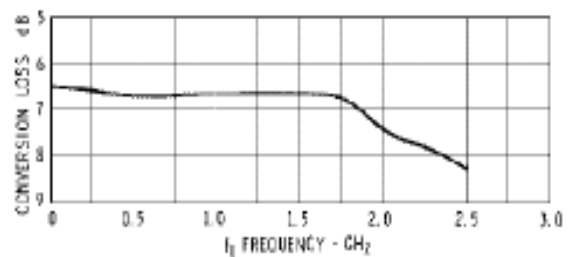
**Isolation**



Isolation vs. Frequency: Level of the  $f_L$  signal fed through to the R and I-ports with respect to the level of the  $f_L$  signal at the L-port.



Conversion Loss vs. Input Frequency: Conversion loss of the mixer when used in an SSB system. The frequency ordinate refers to the R-port ( $f_R$ ) with  $f_I$  at 120 MHz and  $f_L$  less than  $f_R$ . Data plotted with an  $f_L$  level of +7 dBm.

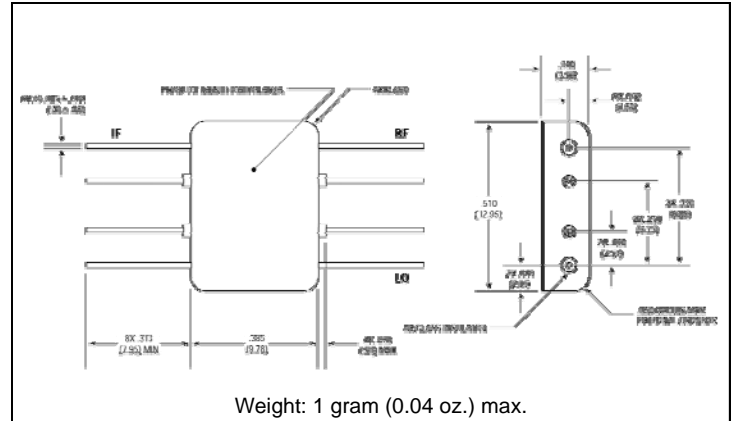


Conversion Loss vs.  $f_I$  Frequency: Conversion loss of the mixer when used in an SSB system. The frequency ordinate refers to the I-port ( $f_I$ ) with  $f_R$  at 1.2 GHz and  $f_L$  swept from 1.2 to 3.7 GHz.

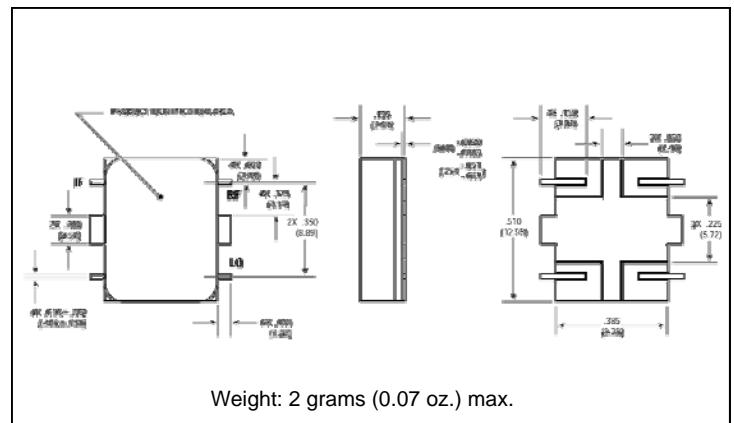
### Absolute Maximum Ratings

Parameter	Absolute Maximum
Operating Temperature	-54°C to +100°C
Storage Temperature	-65°C to +100°C
Peak Input Power	+23 dBm max @ +25°C +17 dBm max @ +100°C
Peak Input Current	50 mA DC

### Outline Drawing: Flatpack \*



### Outline Drawing: Surface Mount \*



\* Dimensions are inches (millimeters)  $\pm 0.015$  (0.38) unless otherwise specified.