

Triple-Balanced Mixer

M53/M53C

V2


Features

- LO 2 TO 26 GHz
- RF 2 TO 26 GHz
- IF 0.1 TO 6 GHz
- LO DRIVE +10 dBm (nominal)
- HIGH COMPRESSION POINT
- VERY WIDE BANDWIDTH

Description

The M53 is a triple balanced mixer, designed for use in military, commercial and test equipment applications. The design utilizes Schottky ring quad diodes and broadband soft dielectric baluns to attain excellent performance. The use of high temperature solder and welded assembly processes used internally makes it ideal for use in manual, semi-automated assembly. Environmental screening available to MIL-STD-883, MIL-STD-202 or MIL-DTL-28837, consult factory.

Product Image



Ordering Information

Part Number	Package
M53	Minpac
M53C	SMA Connectorized

Electrical Specifications: $Z_0 = 50\Omega$ $Lo = +10$ dBm (Downconverter application only)

Parameter	Test Conditions	Units	Typical	Guaranteed	
				+25°C	-54° to +85°C *
SSB Conversion Loss (max) & SSB Noise Figure (max)	fR = 8 to 18 GHz, fL = 8 to 18 GHz, fl = 0.1 to 4 GHz	dB	7.5	9.5	10.0
	fR = 2 to 8 GHz, fL = 2 to 8 GHz, fl = 1 to 4 GHz	dB	8.0	10.0	10.5
	fR = 2 to 18 GHz, fL = 2 to 18 GHz, fl = 0.1 to 5 GHz	dB	8.5	10.5	11.0
	fR = 18 to 26 GHz, fL = 18 to 26 GHz, fl = 0.1 to 6 GHz	dB	9.5	12.5	13.0
Isolation, L to R (min)	fL = 2 to 26 GHz	dB	18	15	13
	fL = 4 to 19 GHz	dB	25	20	18
Isolation, L to I (min)	fL = 2 to 20 GHz	dB	30	22	20
	fL = 20 to 26 GHz	dB	20	15	13
1 dB Conversion Comp.	fL @ +10 dBm	dBm	+5		
Input IP3	fR1 = 3.75 GHz @ -6 dBm, fR2 = 3.76 GHz @ -6 dBm, fL = 4 GHz @ 10 dBm	dBm	+16		
	fR1 = 13 GHz @ -6 dBm, fR2 = 13.01 GHz @ -6 dBm, fL = 11 GHz @ 10 dBm	dBm	+16		
	fR1 = 20 GHz @ -6 dBm, fR2 = 20.01 GHz @ -6 dBm, fL = 24 GHz @ 10 dBm	dBm	+13		

* The M53C specification limits apply at 0°C to +50°C.

M/A-COM Inc. and its affiliates reserve the right to make changes to the product(s) or information contained herein without notice. M/A-COM makes no warranty, representation or guarantee regarding the suitability of its products for any particular purpose, nor does M/A-COM assume any liability whatsoever arising out of the use or application of any product(s) or information.

• **North America** Tel: 800.366.2266 / Fax: 978.366.2266
 • **Europe** Tel: 44.1908.574.200 / Fax: 44.1908.574.300
 • **Asia/Pacific** Tel: 81.44.844.8296 / Fax: 81.44.844.8298

Visit www.macom.com for additional data sheets and product information.

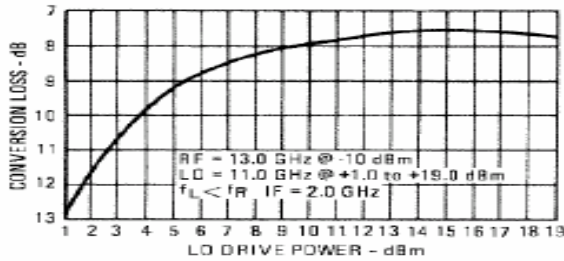
Triple-Balanced Mixer

M53/M53C

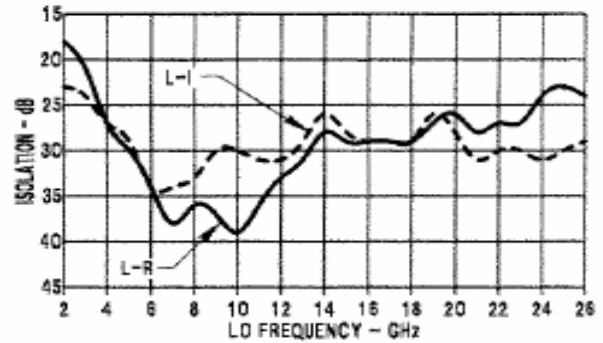
V2

Typical Performance Curves

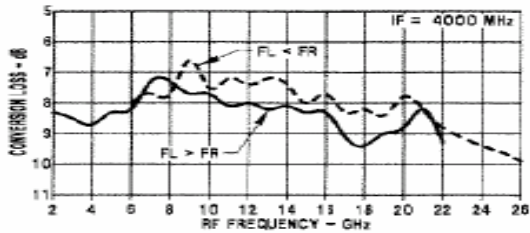
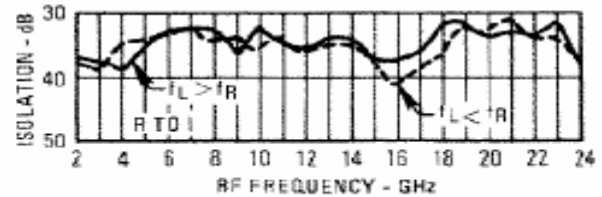
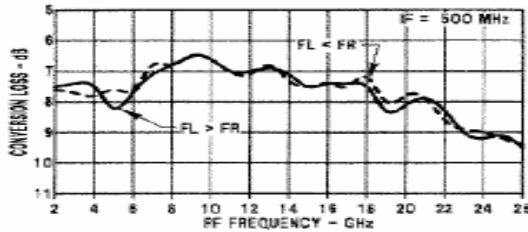
Drive Level



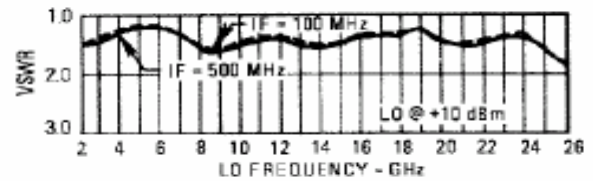
Isolation vs. Frequency



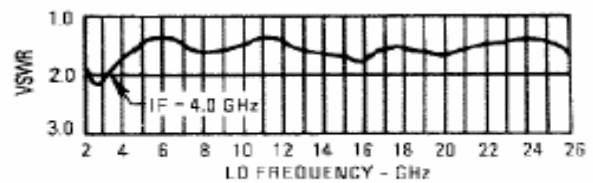
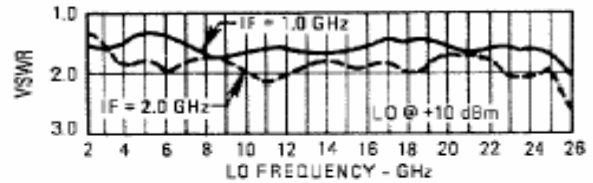
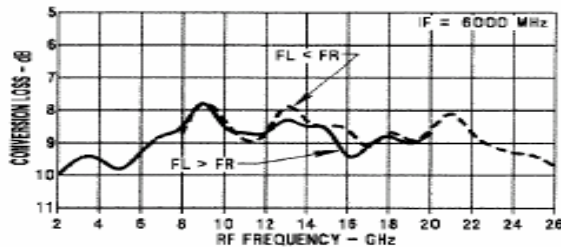
Conversion Loss vs. Frequency



I-Port VSWR



Conversion Loss vs. Frequency



Triple-Balanced Mixer

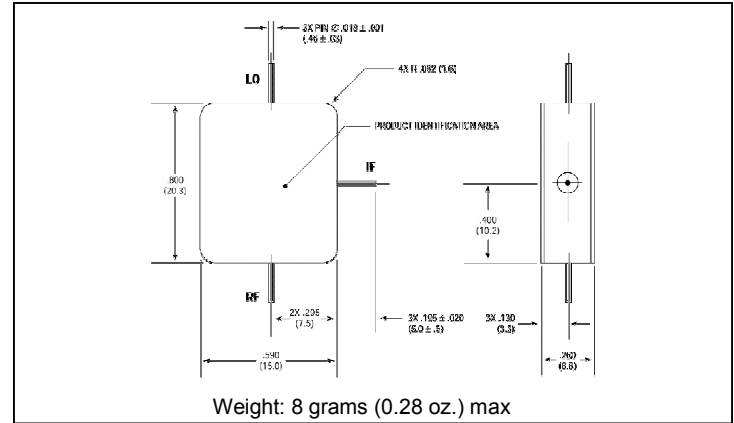
M53/M53C

V2

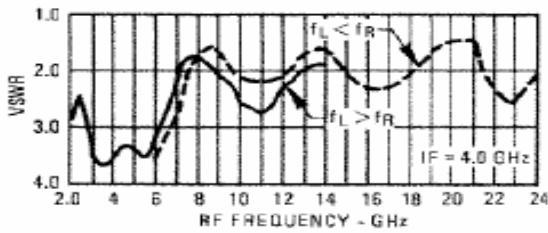
Absolute Maximum Ratings

Parameter	Absolute Maximum
Operating Temperature	-54°C to +100°C
Storage Temperature	-65°C to +100°C
Peak Input Power	+26 dBm max @ +25°C +22 dBm max @ +100°C
Peak Input Current	mA DC

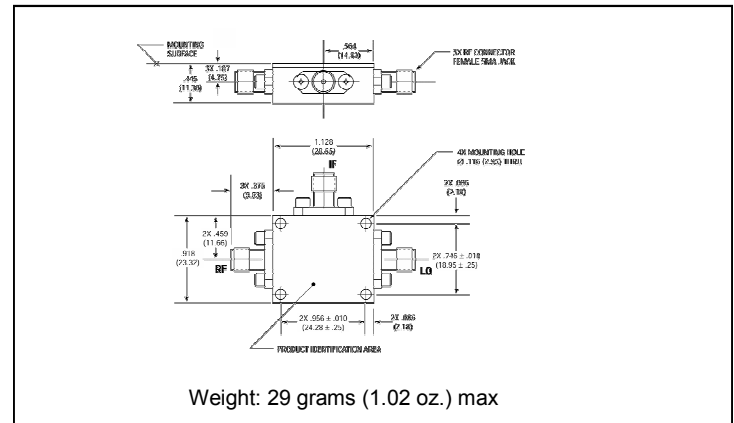
Outline Drawing: Minpac *



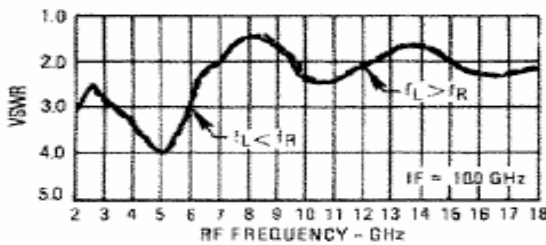
R-Port VSWR



Outline Drawing: SMA Connectorized *

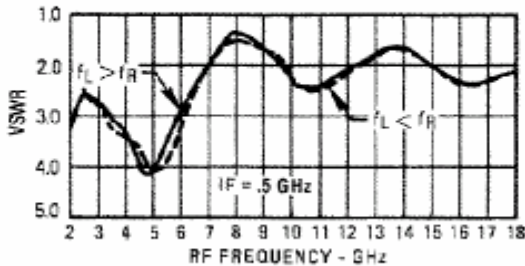


R-Port VSWR



* Dimensions are inches (millimeters) ±0.015 (0.38) unless otherwise specified.

R-Port VSWR



L-Port VSWR

