

M65&M71: Multi-E Choke


High Energy Storage Chokes for Inverter Applications

www.DataSheet4U.com

High Energy Storage Chokes

Features

- Based on copper foil windings around ferrite E shape
- High storage currents (up to 120 Amps).
- High efficiency (>99%) due to very low losses designs
- Very good inductance stability vs temperature.
- High storage energy.
- Wide inductance range.
- Operating frequency from 5 kHz to 70 kHz.
- Chokes designed for a 10% ripple current.
- Potted chokes available for high isolation requiremer
- racks packaging available for special applications.
- Combination of up to 6 stacked sets of cores.
- Operating temperature from -20°C to 85°C.
- High temperature materials (180°C) available upon request.
- UL 1446 insulation system, UL approved materials.
- Wide range of output terminals(racket, fast-on, direct leads,...).



Applications

- Inverters (UPS, Solar, Eolic).
- PFC chokes.
- Welding chokes.

Electrical specifications

OPEN CHOKES											POTTED CHOKES				
Code	L (µH)	I _{rms} (A)	I _{pk} (A)	Ripple (App)	RDC (mΩ)	Losses (W)	ΔT (°C)	Power 230 V	n (%)	Weight (kg)	RDC (mΩ)	Losses (W)	ΔT (°C)	Power 230 V	n (%)
M65-400-16	400	16	24,2	3,2	12,5	3,3	20	3680	99,91	1,3	10,7	2,8	16	3680	99,92
M65-840-16	840	16	24,2	3,2	60	10,5	70	3680	99,72	1,7	34,5	9,0	43	3680	99,76
M65-425-25	425	25	37,9	5	13,7	8,8	35	5750	99,85	2,4	11,7	7,6	30	5750	99,87
M65-155-30	155	30	45,4	6	6,8	5,3	30	6900	99,92	1,3	5,0	4,6	25	6900	99,93
M65-400-30	400	30	45,4	6	16,8	15,3	60	6900	99,78	2,4	14,0	12,9	50	6900	99,81
M65-110-40	110	40	60,6	8	3,1	5,1	25	9200	99,94	1,9	2,6	4,4	20	9200	99,95
M65-200-40	200	40	60,6	8	7,0	11,4	45	9200	99,88	2,4	5,8	9,6	40	9200	99,90
M65-100-53	100	53	80,3	10,6	1,9	5,7	20	12190	99,95	3,5	1,7	5,0	15	12190	99,96
M65-90-60	90	60	90,9	12	1,9	7,2	25	13800	99,95	3,5	1,6	6,2	20	13800	99,96
M65-70-65	70	65	98,4	13	2,0	8,8	35	14950	99,94	2,4	1,7	7,6	30	14950	99,95
M65-100-70	100	70	106,0	14	3,9	19,2	70	16100	99,88	3,0	3,2	16,1	55	16100	99,90
M65-35-120	35	120	181,7	24	2,5	19,0	65	27600	99,93	2,9	1,1	16,0	55	27600	99,94
OPEN CHOKES											POTTED CHOKES				
Code	L (mH)	I _{dc} (A)	I _{pk} (A)	Ripple (App)	RDC (mΩ)	Losses (W)	ΔT (°C)	Power 230 V	n (%)	Weight (kg)	RDC (mΩ)	Losses (W)	ΔT (°C)	Power 230 V	n (%)
M71-2,5-11	2,5	11	12,0	2	63,1	6,9	34	2530	99,73	1,8	56,5	6,9	34	2530	99,73
M71-2,6-12	2,6	12	14,0	4	50,5	7,9	39	2760	99,71	1,8	50,5	7,9	39	2760	99,71
M71-1,5-14,7	1,5	14,7	17,2	5	37,6	8,5	42	3381	99,75	1,8	36,7	8,3	41	3381	99,76
M71-1,3-15,6	1,3	15,6	24,0	4,7	36,4	9,0	36	3588	99,75	2,6	35,6	8,8	35	3588	99,75
M71-1,5-20	1,5	20	22,5	5	36,4	14,8	59	4600	99,68	2,6	35,6	14,5	57	4600	99,69

Inductance measured at 10kHz, 10mVac.

Inductance tolerance ±10%.

Replace M by O for Open Construction,
P for Potted Construction.

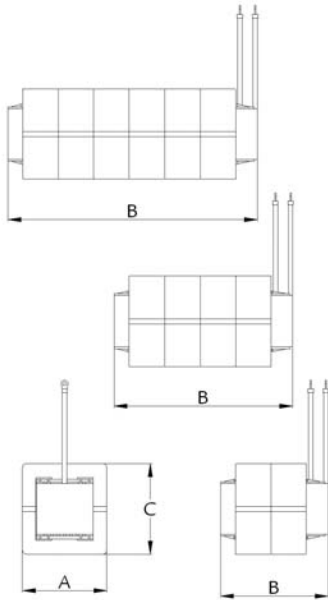
www.DataSheet4U.com

M65&M71: Multi-E Choke

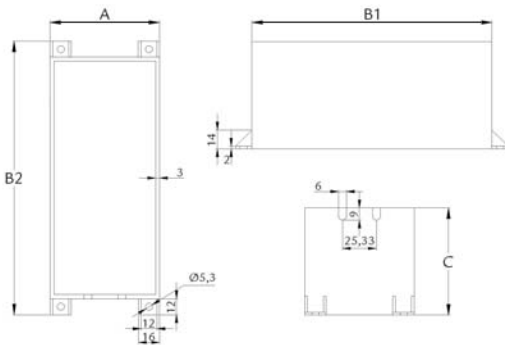
High Energy Storage Chokes for Inverter Applications

www.DataSheet4U.com

Dimensions (in millimeters)



Code	OPEN CHOKES		
	A (mm)	B (mm)	C (mm)
O65-400-16	66,5	<80	<70
O65-840-16	66,5	<105	<70
O65-425-25	66,5	<135	<70
O65-155-30	66,5	<80	<70
O65-400-30	66,5	<135	<70
O65-110-40	66,5	<105	<70
O65-200-40	66,5	<135	<70
O65-100-53	66,5	<190	<70
O65-90-60	66,5	<190	<70
O65-70-65	66,5	<135	<70
O65-100-70	66,5	<165	<70
O65-35-120	66,5	<165	<70



Code	POTTED CHOKES			
	A (mm)	B1 (mm)	B2 (mm)	C (mm)
P65-400-16	82	116	140	80
P65-840-16	82	180	204	80
P65-425-25	82	180	204	80
P65-155-30	82	116	140	80
P65-400-30	82	180	204	80
P65-110-40	82	180	204	80
P65-200-40	82	180	204	80
P65-100-53	82	244	268	80
P65-90-60	82	244	268	80
P65-70-65	82	280	204	80
P65-100-70	82	244	268	80
P65-35-120	82	244	268	80

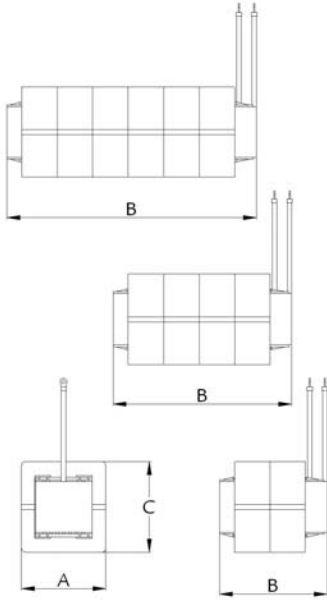
M65&M71: Multi-E Choke

High Energy Storage Chokes for Inverter Applications

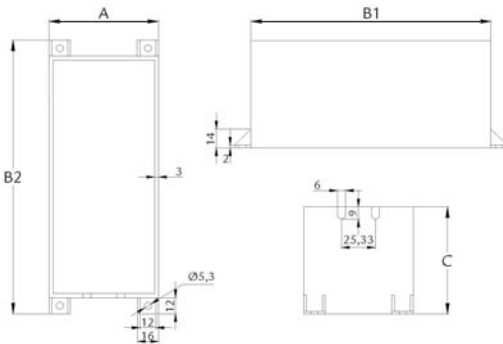
www.DataSheet4U.com

High Energy Storage Chokes

Dimensions (in millimeters)



Code	OPEN CHOKES		
	A (mm)	B (mm)	C (mm)
O71-2,5-11	70,5	<105	<72
O71-2,6-12	70,5	<105	<72
O71-1,5-14,7	70,5	<105	<72
O71-1,3-15,6	70,5	<135	<72
O71-1,5-20	70,5	<130	<72

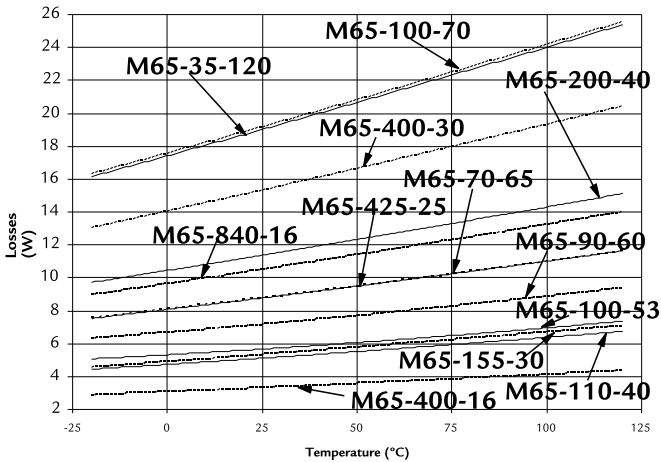
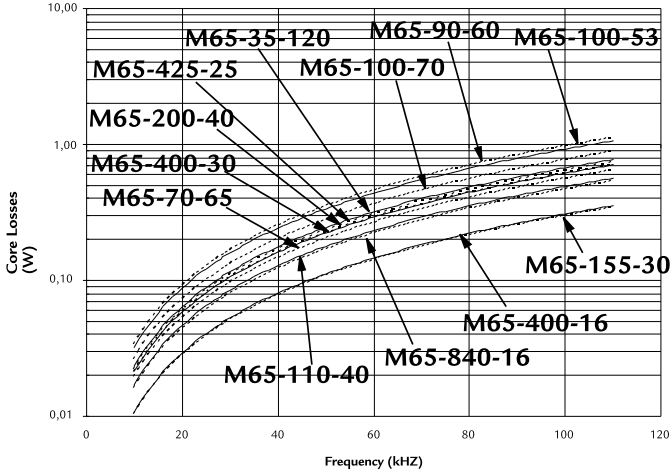


Code	POTTED CHOKES			
	A (mm)	B1 (mm)	B2 (mm)	C (mm)
P71-2,5-11	82	120	140	80
P71-2,6-12	82	120	140	80
P71-1,5-14,7	82	120	140	80
P71-1,3-15,6	82	180	204	80
P71-1,5-20	82	180	204	80

M65&M71: Multi-E Choke

High Energy Storage Chokes for Inverter Applications

www.DataSheet4U.com



M65&M71: Multi-E Choke

High Energy Storage Chokes for Inverter Applications

www.DataSheet4U.com

High Energy Storage Chokes

