



REMOTE FAN CONTROLLER
遥控风扇控制器 IC

GENERAL DESCRIPTION 功能叙述

The M78206N is an electronic fan controller. It includes speed control, off timer, buzzer output and key control input function.

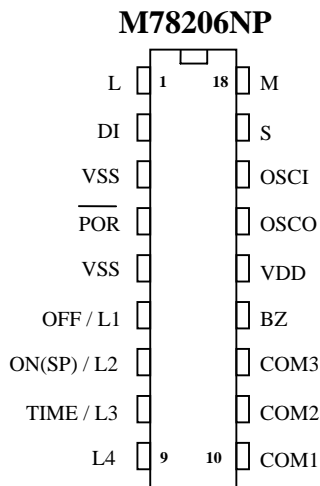
FEATURES 产品特长

- Middle wind start-up.
- 4 steps timer setting.
- SP key can enable fan controller.
- Memory start-up function.
- Panel control or combine with M75104 for an infrared remote fan controller.
- 18 pin plastic DIP package.

APPLICATIONS 产品应用

- Fan Remote Control...

PIN ASSIGNMENT



*All specs and applications shown above subject to change without prior notice.
(以上电路及规格仅供参考,本公司得径行修正)



REMOTE FAN CONTROLLER
遙控風扇控制器 IC

FAN CONTROLLER

M78206N

PAD DESCRIPTION

No.	Pin	Function
1	L	Wind speed control output
2	DI	Remote control input
3	VSS	Negative power supply
4	$\overline{\text{POR}}$	Power on reset
5	VSS	Negative power supply
6	OFF / L1	OFF function control input and LED output
7	ON(SP) / L2	ON function , wind grade selection input and LED output
8	TIME / L3	Timer setting input and LED output
9	L4	LED output
10	COM1	LED scanning common pin
11	COM2	LED scanning common pin
12	COM3	KEY scanning common pin
13	BZ	BZ driver pin
14	VDD	Positive power supply
15	OSCO	Crystal output
16	OSCI	Crystal input
17	S	Wind speed control output
18	M	Wind speed control output

ABSOLUTE MAXIMUM RATING

(TA=25°C)

Parameter	Rating	Unit
Supply Voltage	-0.3 to 6.0	V
Input Voltage	-0.2~V _{DD} +0.2	V
Operating Temperature	0 to 60	°C
Storage Temperature	-25 to 125	°C

ELECTRICAL CHARACTERISTICS

Characteristics	Sym.	Min.	Typ.	Max.	Unit	Conditions
Operating Voltage	V _{DD}	—	4.5	5	V	
Operating Current	I _{OP}	—	0.5	1	mA	No load
Buz Source Current	I _{OH}	—	5	—	mA	@V _{DS} = 4.3V
	I _{OL}	—	10	—		@V _{DS} = 0.7V
Triac Sink Current (S,M,L,SH1,SH2 LTD)	I _{OL}	—	10	—	mA	@V _{DS} = 0.7V
Source Current (OFF,MODE,SPTM)	I _{OH}	—	10	—	mA	@V _{DS} = 4.3V
Sink Current (COM1~COM3)	I _{OL}	—	20	—	mA	@V _{DS} = 0.7V
Oscillator Frequency	F _{osc}	—	4.0	—	MHz	± 5% TOL.



REMOTE FAN CONTROLLER

遙控風扇控制器 IC

OPERATION

M78206N has two control types: panel keypad and infrared remote control.

Start-up by SP key enable the fan controller.

1. Function turn off (OFF key)
2. Start-up function and wind speed select (SP key)
3. Timer setting (TM key)

OFF KEY

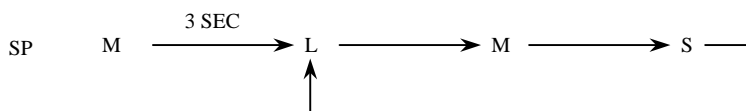
When fan controller is on, press the OFF key on panel or remote control handset, fan functions will be turned off except light output.

SP KEY

Start-up SP key

When fan controller is off, press SP key on panel or remote control handset, fan is turned on, initial state is LOW wind; when memory function is available, the wind grade will operate as last state. Both conditions have three seconds starting wind.

Press the SP key again, the wind will be changed as follows:



TM KEY

Mode is accumulation:

0.5, 1, 2, 4 hours four steps accumulation.

MEMORY FUNCITON

If last state is sleep mode, press SP or ON/OFF key enable fan controller

While memory functions (SPEED) will be returned to the last state before sleep mode operation.



REMOTE FAN CONTROLLER

遙控風扇控制器 IC

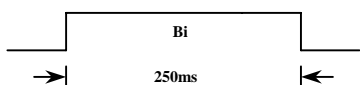
M78206N

BUZZER

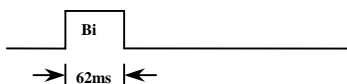
When FAN is from stop mode to start mode



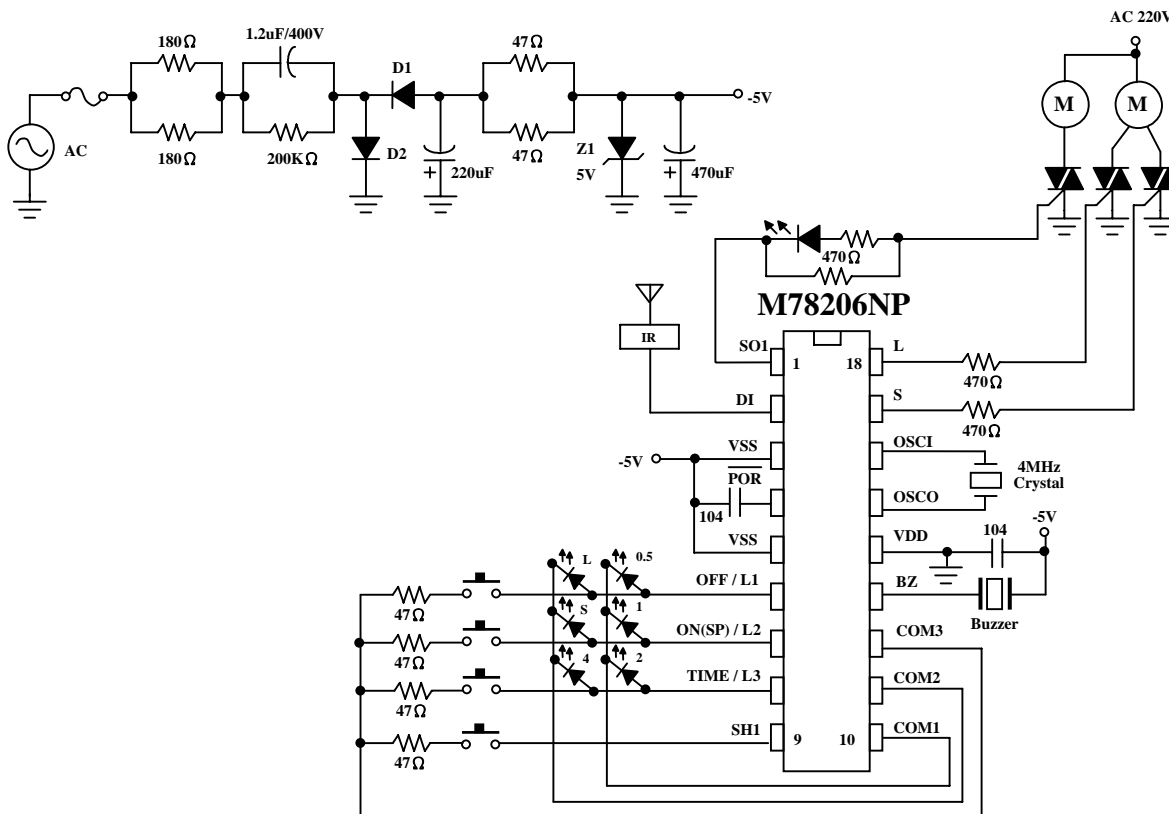
a. When FAN is from start mode to stop mode



b. When FAN is operating



APPLICATION DIAGRAM 參考電路圖



*All specs and applications shown above subject to change without prior notice.

(以上電路及規格僅供參考,本公司得徑行修正)