

# MA2B027 Series

## Silicon epitaxial planar type variable resistor

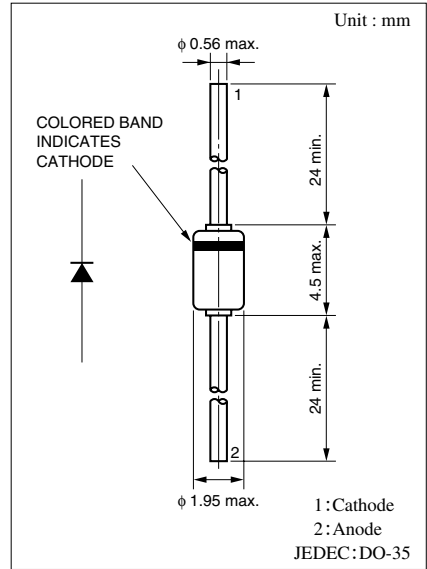
For temperature and reduced voltage compensation

### ■ Features

- High reliability achieved through combination of a planar type chip and glass sealing structure
- Easy mounting because of employing DO-35 (DHD) envelope
- Extremely small reverse current  $I_R$
- Large power dissipation
- Wide forward voltage  $V_F$  range

### ■ Absolute Maximum Ratings $T_a = 25^\circ\text{C}$

Parameter	Symbol	Rating	Unit	
Reverse voltage (DC)	$V_R$	6	V	
Forward current (DC)	MA2B0270A/B	$I_{FM}$	mA	
	MA2B027WA/WB			150
	MA2B027TA/TB			100
	MA2B027QA/QB			70
Power dissipation	$P_D$	150	mW	
Junction temperature	$T_j$	150	$^\circ\text{C}$	
Storage temperature	$T_{stg}$	-55 to +150	$^\circ\text{C}$	



### ■ Electrical Characteristics $T_a = 25^\circ\text{C}$

Parameter	Symbol	Conditions	Min	Typ	Max	Unit	
Reverse current (DC)	$I_R$	$V_R = 6\text{ V}$			10	$\mu\text{A}$	
					1		
Forward voltage (DC)	$V_{F1}$	$I_F = 1.5\text{ mA}$			0.56	0.61	V
					0.59		
		$I_F = 10\ \mu\text{A}$			0.77		
					1.15		
					1.60		
Forward voltage (DC)	$V_{F2}$	$I_F = 50\text{ mA}$				1.1	V
					$I_F = 3\text{ mA}$		
		1.26	1.36				
		1.76	1.92				
		1.88	2.04				
		2.20	2.40				
		2.34	2.54				
Temperature coefficient of forward voltage	$-\Delta V_F / \Delta T$	$I_F = 1.5\text{ mA}$			2.0	mV/ $^\circ\text{C}$	
					$I_F = 3\text{ mA}$		
					8.8		

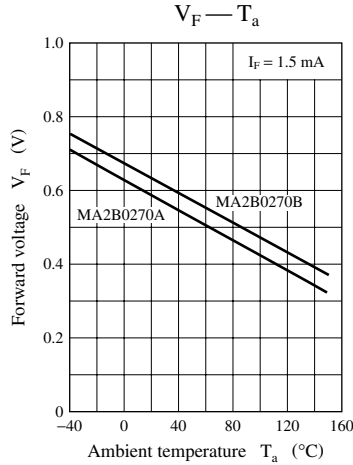
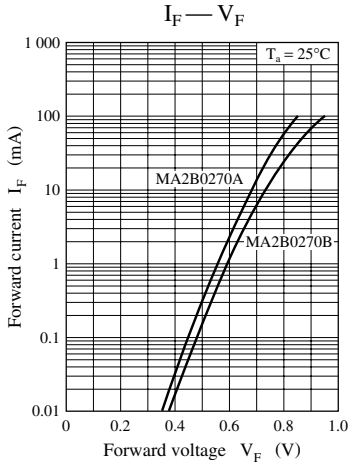
Note) Rated input/output frequency: 100 MHz

### ■ Cathode Indication

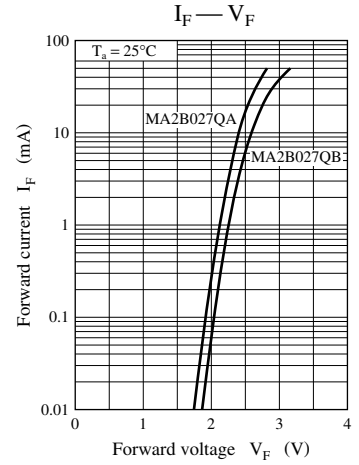
Type No.	MA2B0270A	MA2B0270B	MA2B027WA	MA2B027WB	MA2B927TA*	MA2B027TB*	MA2B027QA*	MA2B027QB*
Color	Yellow	Blue	Light Blue	Brown	Yellow	Blue	Green	Brown

Note) \* : Body Color ; Black

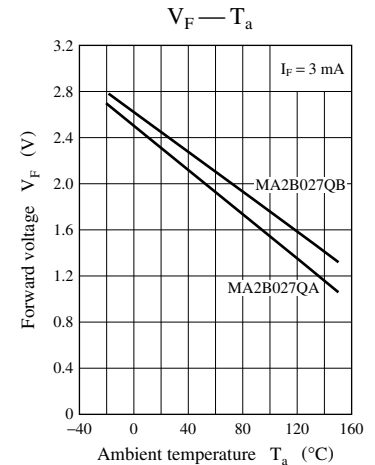
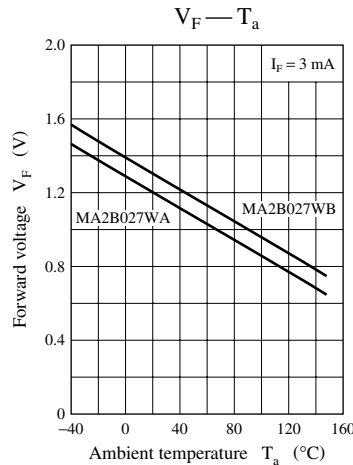
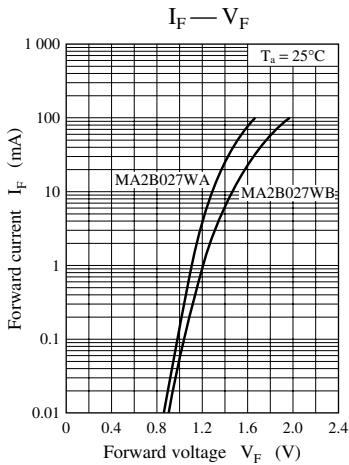
Characteristics charts of MA2B027



Characteristics charts of MA2B027Q



Characteristics charts of MA2B027W



Characteristics charts of MA2B027T

