

MA360J

Silicon epitaxial planer type

For UHF and VHF electronic tuners

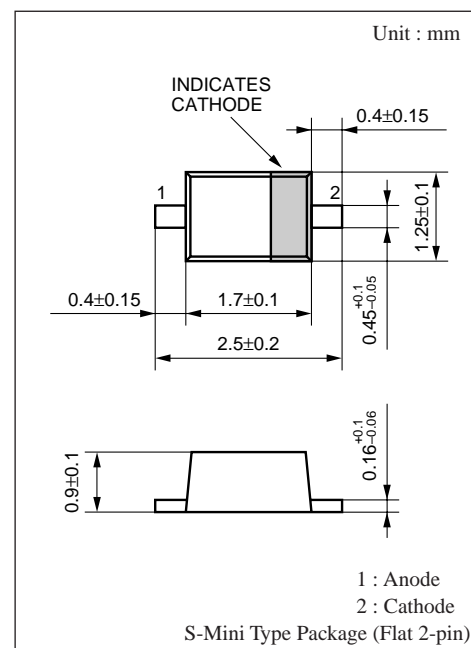
■ Features

- Large capacity variation ratio
- Small series resistance r_D

■ Absolute Maximum Ratings (Ta= 25°C)

Parameter	Symbol	Rating	Unit
Reverse voltage (DC)	V_R	30	V
Peak reverse voltage	V_{RM}^*	35	V
Forward current (DC)	I_F	20	mA
Junction temperature	T_j	150	°C
Storage temperature	T_{stg}	- 55 to +150	°C

* $R_L=10k\Omega$



Marking Symbol : 6A

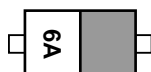
■ Electrical Characteristics (Ta= 25°C)

Parameter	Symbol	Condition	min	typ	max	Unit
Reverse current (DC)	I_R	$V_R= 28V$			10	nA
Diode capacitance	$C_{D(2V)}$	$V_R= 2V, f= 1MHz$	14.360		16.340	pF
	$C_{D(25V)}$	$V_R= 25V, f= 1MHz$	2.089		2.448	pF
	$C_{D(10V)}$	$V_R= 10V, f= 1MHz$	5.433		6.369	pF
	$C_{D(17V)}$	$V_R= 17V, f= 1MHz$	2.945		3.452	pF
Capacitance ratio	$C_{D(2V)}/C_{D(25V)}$		5.95		7.26	—
Diode capacitance deviation	ΔC	$C_D(2V)(10V)(17V)(25V)$			2	%
Series resistance	r_D^{*1}	$C_D= 9pF, f= 470MHz$			0.6	Ω

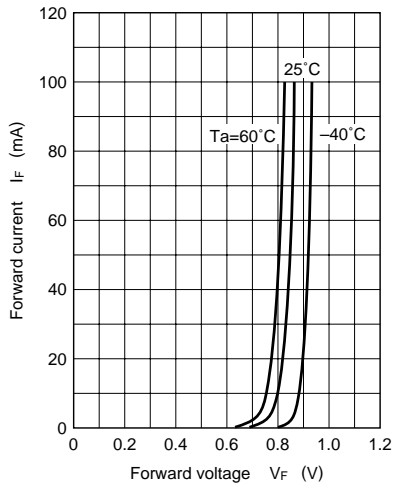
Note 1. Rated input/output frequency : 470MHz

2. *1 : r_D measurement device : YHP MODEL 4191A RF IMPEDANCE ANALYZER

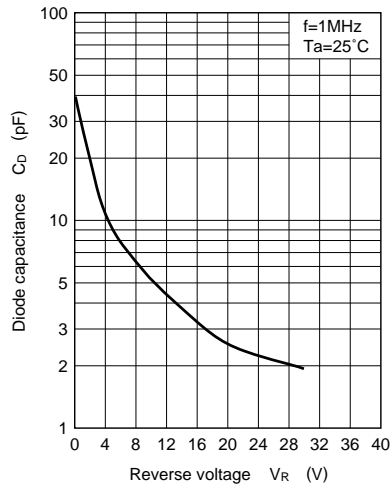
■ Marking



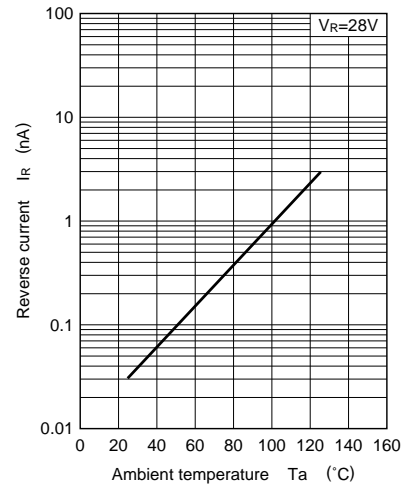
$I_F - V_F$



$C_D - V_R$



$I_R - T_a$



$C_D - T_a$

