

# MA3J143, MA3J143A

Silicon epitaxial planar type

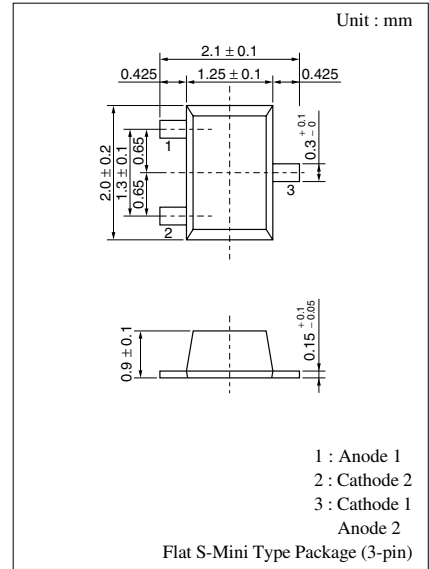
For switching circuits

■ Features

- Small S-mini type package contained two elements, allowing high-density mounting
- Two diodes are connected in series in the package

■ Absolute Maximum Ratings  $T_a = 25^\circ\text{C}$

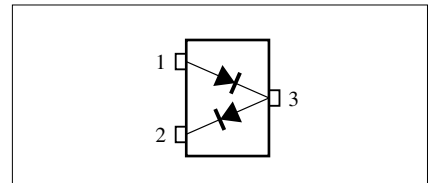
Parameter	Symbol	Rating	Unit	
Reverse current (DC)	MA3J143	$V_R$	40	V
	MA3J143A		80	
Peak reverse voltage	MA3J143	$V_{RM}$	40	V
	MA3J143A		80	
Forward current (DC)	Single	$I_F$	100	mA
	Series		65	
Peak forward current	Single	$I_{FM}$	200	mA
	Series		130	
Junction temperature	$T_j$	150	$^\circ\text{C}$	
Storage temperature	$T_{stg}$	-55 to +150	$^\circ\text{C}$	



Marking Symbol

- MA3J143 : MC • MA3J143A : MP

Internal Connection



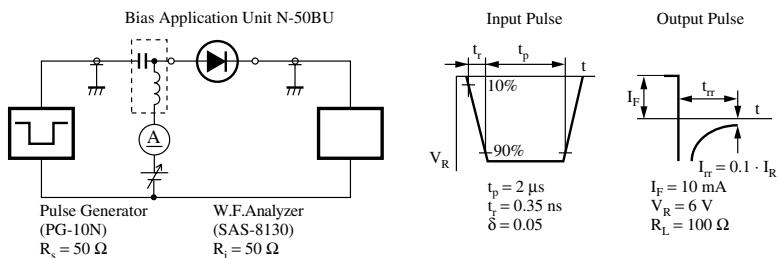
■ Electrical Characteristics  $T_a = 25^\circ\text{C}$

Parameter	Symbol	Conditions	Min	Typ	Max	Unit
Reverse current (DC)	MA3J143	$I_R$	$V_R = 40\text{ V}$		100	nA
	MA3J143A		$V_R = 80\text{ V}$		100	
Forward voltage (DC)	$V_F$	$I_F = 100\text{ mA}$			1.2	V
Reverse voltage (DC)	MA3J143	$V_R$	$I_R = 100\ \mu\text{A}$	40		V
	MA3J143A			80		
Terminal capacitance	$C_{t1}^{*1}$	$V_R = 0\text{ V}, f = 1\text{ MHz}$			5.5	pF
	$C_{t2}^{*2}$				3.0	
Reverse recovery time <sup>*3</sup>	$t_{rr1}^{*1}$	$I_F = 10\text{ mA}, V_R = 6\text{ V}$		150		ns
	$t_{rr2}^{*2}$	$I_{rr} = 0.1 \cdot I_R, R_L = 100\ \Omega$		9		

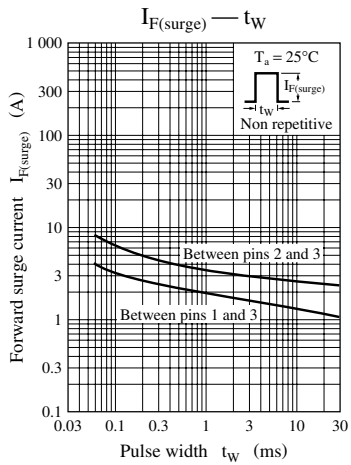
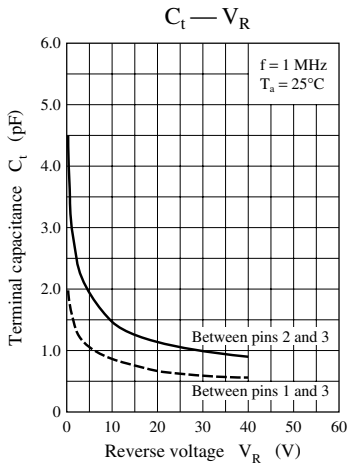
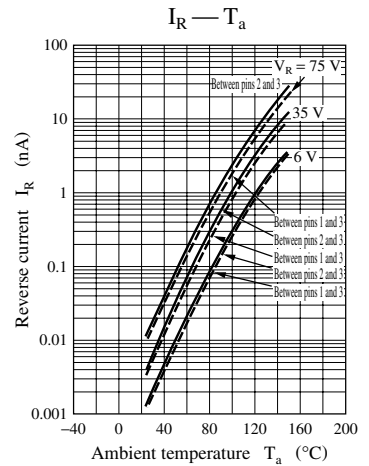
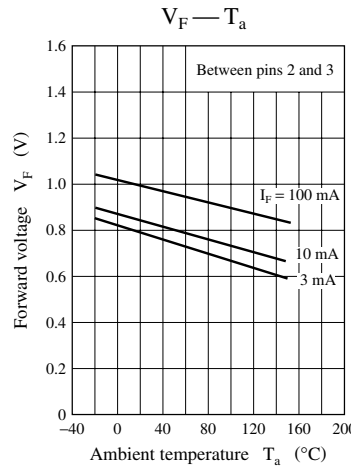
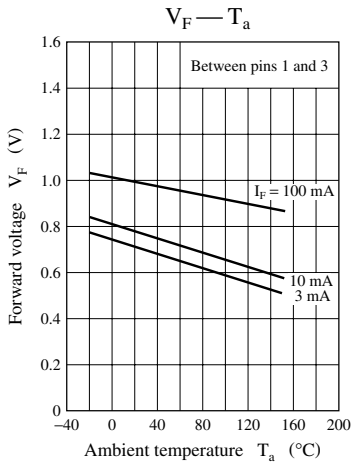
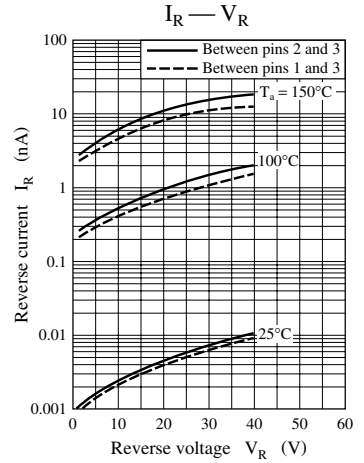
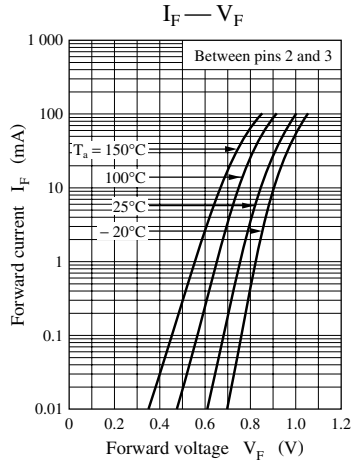
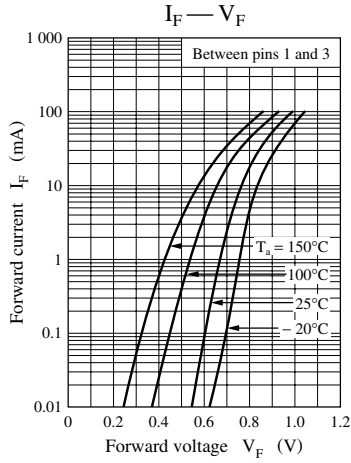
Note) \*1 : Between pins 2 and 3

\*2 : Between pins 1 and 3

\*3 :  $t_{rr}$  measuring circuit



Characteristics charts of MA3J143



Characteristics charts of MA3J143A

