

# MA750, MA750A

## Silicon epitaxial planer type (cathode common)

For switching power supply

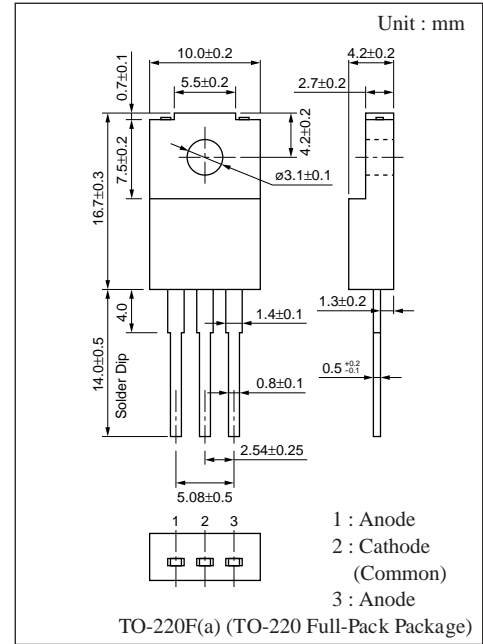
### ■ Features

- Forward current (average)  $I_{F(AV)}$  : 10A type
- Sealed in TO-220F full-pack package, with high reliability
- Cathode common dual type
- Low forward voltage  $V_F$

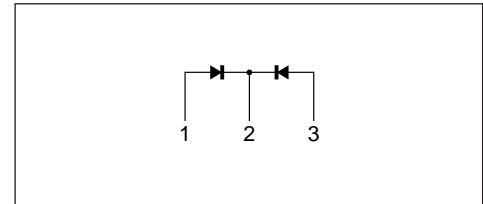
### ■ Absolute Maximum Ratings ( $T_a = 25^\circ\text{C}$ )

Parameter	Symbol	Rating	Unit
Repetitive peak reverse voltage	MA750	40	V
	MA750A	45	
Average forward current	$I_{F(AV)}$	10	A
Non-repetitive peak forward surge current	$I_{FSM}^*$	120	A
Junction temperature	$T_j$	- 40 to +125	$^\circ\text{C}$
Storage temperature	$T_{stg}$	- 40 to +125	$^\circ\text{C}$

\* Sine half wave : 10ms/cycle



### ■ Internal Connection



### ■ Electrical Characteristics ( $T_a = 25^\circ\text{C}$ )

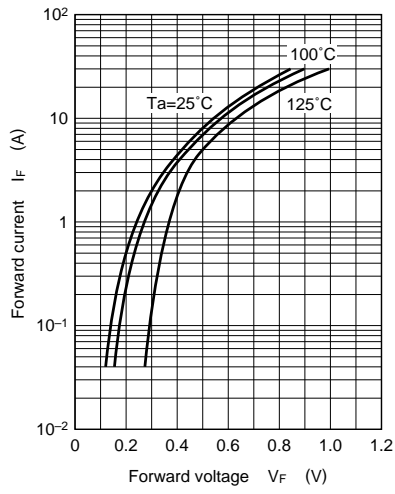
Parameter	Symbol	Condition	min	typ	max	Unit
Reverse current (DC)	MA750	$V_R = 40\text{V}$			3	mA
	MA750A	$V_R = 45\text{V}$			3	
Forward voltage (DC)	$V_F$	$I_F = 5\text{A}$			0.55	V
Thermal resistance	$R_{th(j-c)}$	Flat direct current between junction and case			3	$^\circ\text{C/W}$

❖ Rated input/output frequency : 150MHz

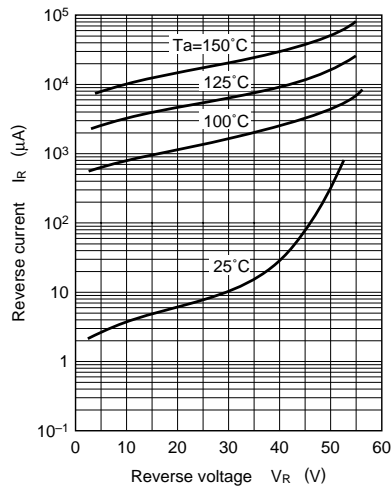
### ■ Marking

Part Number	MA750	MA750A
Symbol	MA750	MA750A

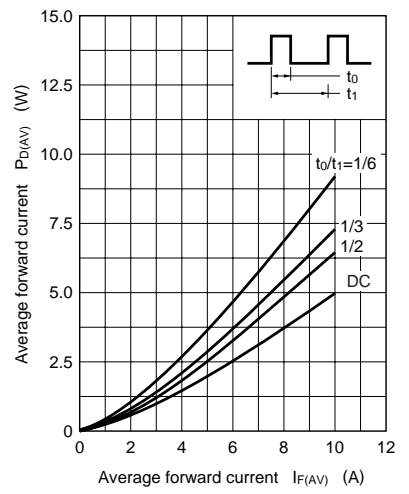
$I_F - V_F$



$I_R - V_R$



$P_{D(AV)} - I_{F(AV)}$



$I_{F(AV)} - T_C$

