

**E-Series 17.4dB Coupler
5-870MHz**


**MACPCT0038
V1P**

Features

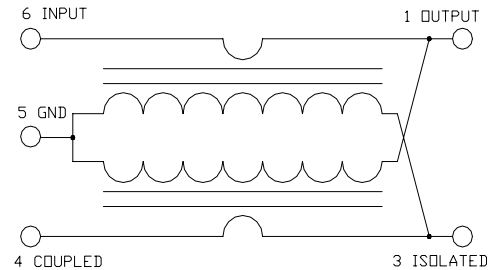
- Surface Mount
- Typical Coupling 17.4dB
- 260°C Reflow Compatible
- RoHS* Compliant
- Available on Tape and Reel. Reel quantity 900

Description

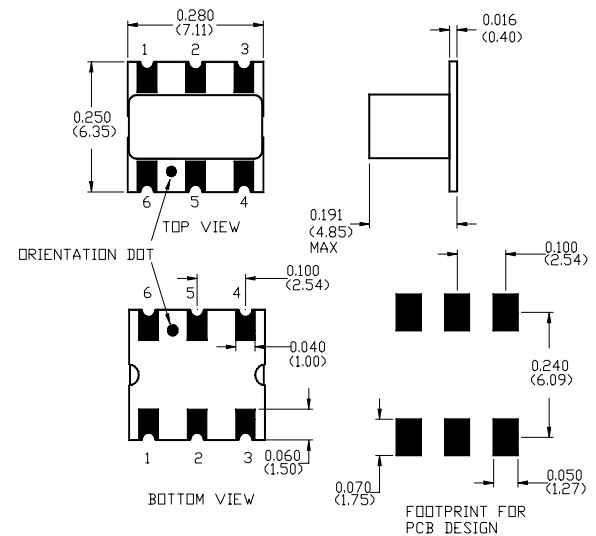
M/A-COM's MACPCT0038 is a high performance 75 Ohm Coupler, in a SM-103 low cost, surface mount package. The MACPCT0038 is specifically designed for extremely low intermod distortion in CATV applications.



Schematic



Case Style: SM-103



Dimensions in inches [mm] Tolerance: .xx ± .02, .xxx ± .010

Pin Configuration

Pin No.	Function
1	Output
2	Ground
3	Isolated (external 75 Ohm load)
4	Coupled
5	Not Connected
6	Input

Ordering Information

Part Number	Package
MACPCT0038TR	900 piece reel

Note: Reference Application Note **M513** for reel size information.

* Restrictions on Hazardous Substances, European Union Directive 2002/95/EC.

**E-Series 17.4dB Coupler
5-870MHz**

**MACPCT0038
V1P**

Electrical Specifications: $T_A = 25^\circ\text{C}$, $Z_0 = 75\Omega$ ¹

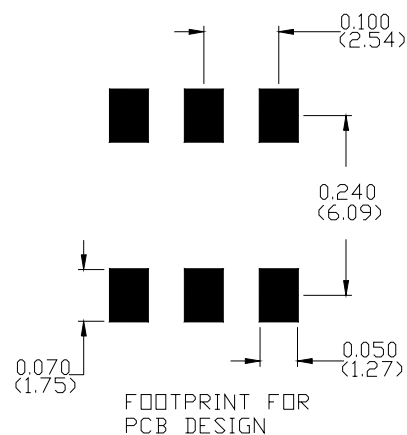
Parameter	Test Conditions	Units	Min	Typ	Max
Coupling (Nominal 17.4dB)	5 - 870MHz	dB	-	17.4	± 0.4
Main Line Loss	5 - 40MHz	dB	-	0.4	0.6
Main Line Loss	40—870MHz	dB	-	0.5	0.8
Isolation	5 - 40 MHz	dB	40	55	-
Isolation	40 - 870MHz	dB	26	40	-
Directivity	5 - 40MHz	dB	20	40	-
Directivity	40—760MHz	dB	10	25	-
Directivity	760 - 870 MHz	dB	9	14	-
Input Return Loss	5 - 40MHz	dB	20	25	-
Input Return Loss	40 - 870MHz	dB	21	27	-
Output Return Loss	5 - 40MHz	dB	20	30	-
Output Return Loss	40 - 870MHz	dB	23	34	-
Coupling Return Loss	5 - 40 MHz	dB	20	25	-
Coupling Return Loss	40 - 870MHz	dB	21	26	-
Isolation Return Loss	5 - 870MHz	dB	19	30	-

Absolute Maximum Ratings ^{1,2}

Parameter	Absolute Maximum
Max Input Power	250mW
DC current	30mA
Operating Temperature	-40°C to +85°C
Storage Temperature	-55°C to +100°C

1. Exceeding any one or combination of these limits may cause permanent damage to this device.
2. M/A-COM does not recommend sustained operation near these survivability limits.

Recommended PCB Configuration

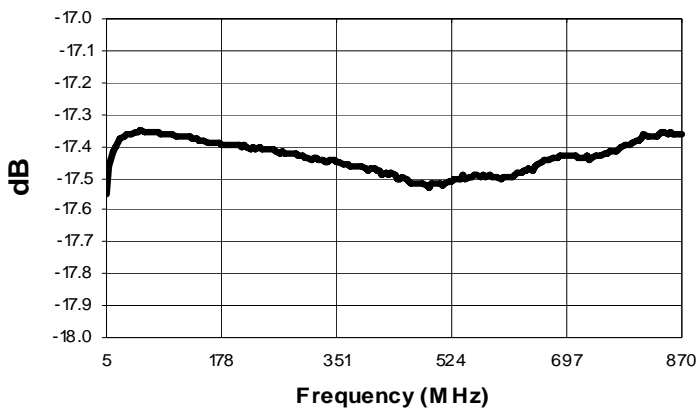


**E-Series 17.4dB Coupler
5-870MHz**

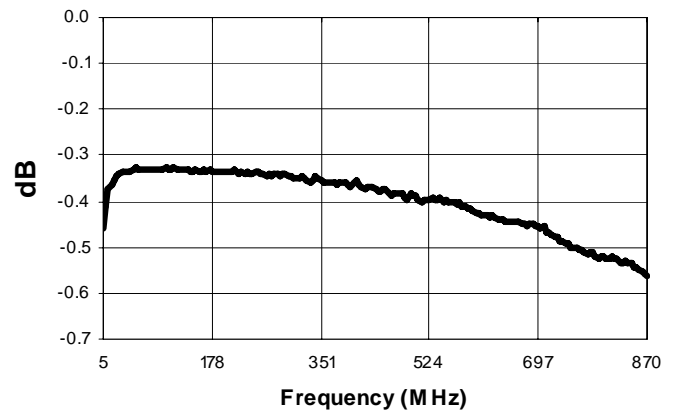
**MACPCT0038
V1P**

Typical Performance Curves: $T_A = 25^\circ\text{C}$, $Z_0 = 75\Omega$ ¹

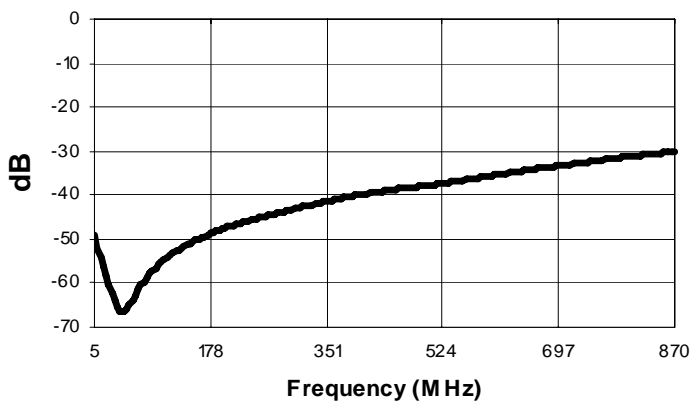
Coupling



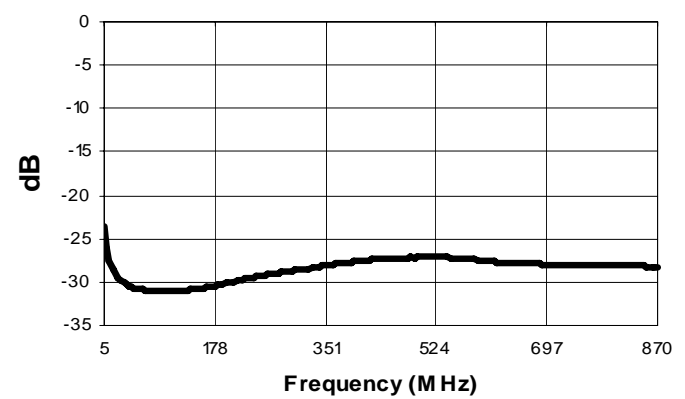
Main Line Loss



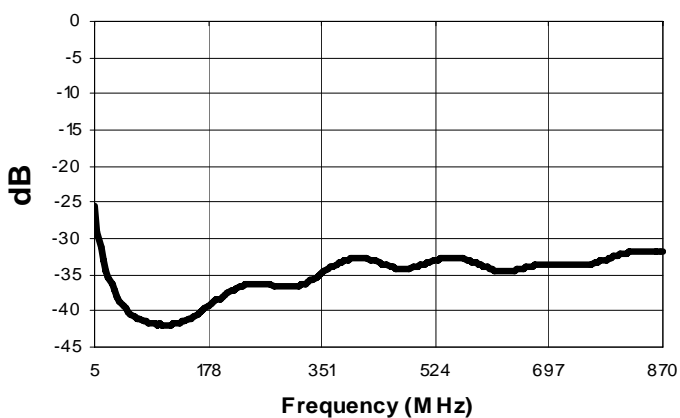
Isolation



Input Return Loss



Output Return Loss



Coupling Return Loss

