

MDE Semiconductor, Inc.

78-150 Calle Tampico, Unit 210, La Quinta, CA., USA 92253 Tel : 760-564-8656 • Fax : 760-564-2414

1-800-831-4881 Email: sales@mdesemiconductor.com Web: www.mdesemiconductor.com

MAXPak™ Series

MAX-422

HIGH CURRENT TRANSIENT VOLTAGE SUPPRESSOR

FEATURES

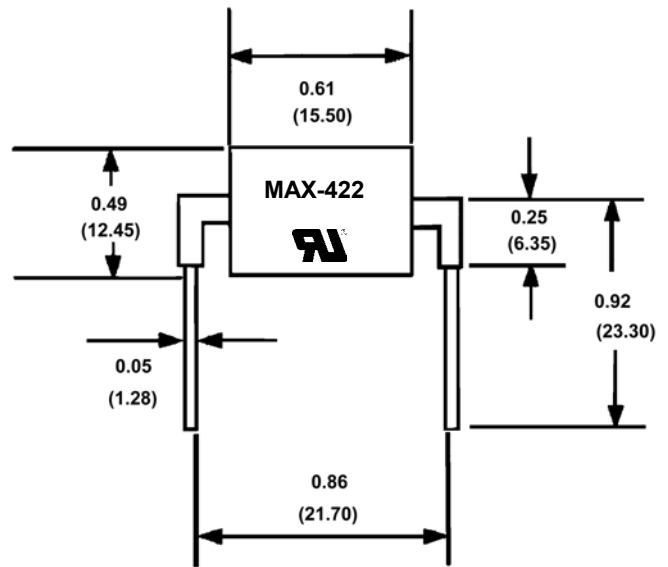
- **UL 1449** Recognition
- **4KA Surge Capability @ 8 x 20 μsec** waveform
(per IEC- 61000-4-5)
- Peak Power Dissipation 288KW
- Bi-directional
- Excellent clamping capability
- Repetition rate (duty cycle): 0.05%
- Sharp breakdown voltage
- Low incremental surge resistance
- Fast response time: typically less than 1.0 μs
from 0 Volts to BV
- Operation temperature: -40°C to +125°C
- Epoxy encapsulated package has Underwriters
Laboratory Flammability Classification 94 V-0

MECHANICAL DATA

Terminal: Ag Plated Axial leads, solderable per MIL-STD-750. Method 2026

Mounting Position: Any

Weight: 0.328 ± 0.033 ounces (9.300 ± 0.930 g)



Dimensions in inches
and
(Millimeters)

MAXIMUM RATINGS AND CHARACTERISTICS

Ratings at 25° C ambient temperature unless otherwise specified.

RATING	SYMBOL	VALUE	UNITS
Reversed Standoff Voltage	V _{rw}	379.8	Volt
Breakdown Voltage @ I _T =1.0mA	V _{br}	422 ± 5%	Volt
Clamping Voltage @ 506A / 10x1000 μsec waveform	V _c	569 max	Volt
Reverse Leakage @ 379.8V	I _R	20 μ max	A

MAXPak™ Series Curves

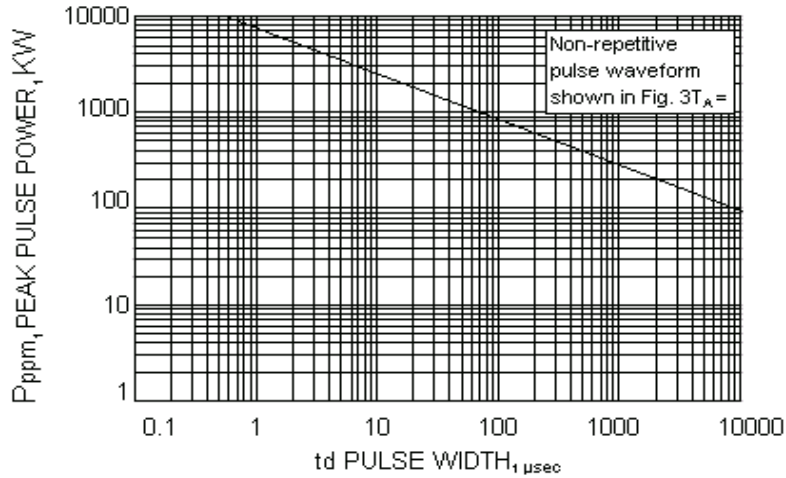


FIG. 1 PEAK PULSE POWER RATING

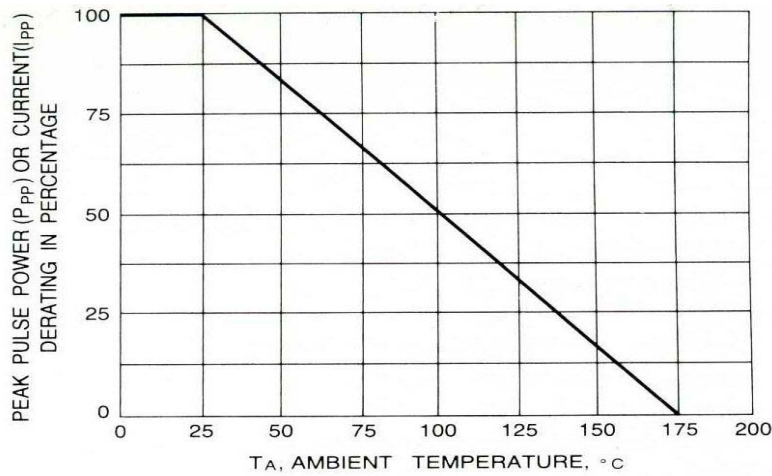


FIGURE 2-PULSE DERATING CURVE

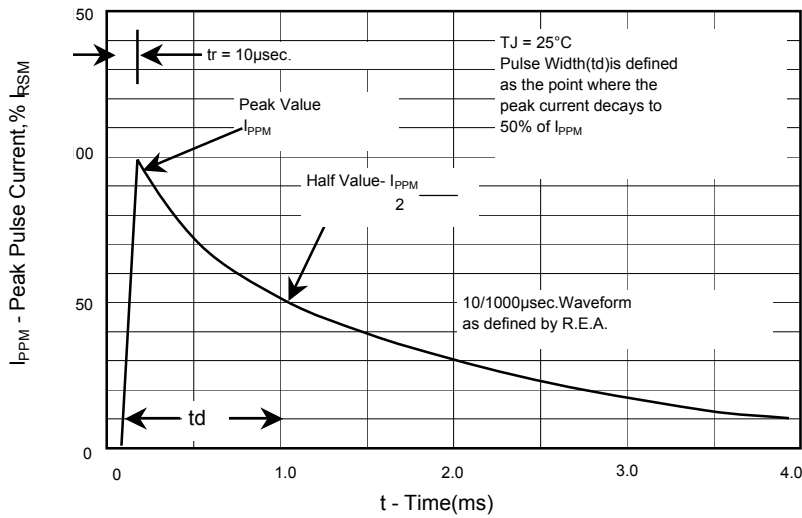


Fig.3 - Pulse Waveform