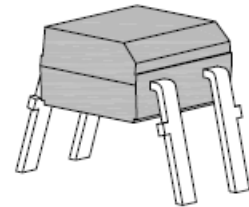


0.5A Glass Passivated Bridge Rectifier

Features

- Glass Passivated Die Construction
- Low Forward Voltage Drop
- High Current Capability
- High Surge Current Capability
- Ideal for Printed Circuit Boards
- Applicable for Automotive Insertion
- High Temperature Soldering Guaranteed: 260°C/10 seconds at 5lbs.(2.3kg) tension
- RoHS Compliant



MBM



Mechanical Data

Case:	MBM, molded plastic
Epoxy:	Plastic package has UL flammability classification 94V-0
Terminals:	Plated leads solderable per MIL-STD-202, method 208
Polarity:	As marked on case
Mounting Position:	Any
Weight:	0.22 grams

Maximum Ratings And Electrical Characteristics (T_{amb}=25°C)

Symbol	Description	MB1M	MB2M	MB4M	MB6M	MB8M	MB10M	Unit	Conditions
	Marking Code	MB1M	MB2M	MB4M	MB6M	MB8M	MB10M		
VRRM	Max. Repetitive Peak Reverse Voltage	100	200	400	600	800	1000	V	
VRMS	Max. RMS Voltage	70	140	280	420	560	700	V	
VDC	Max. DC Blocking Voltage	100	200	400	600	800	1000	V	
IF(AV)	Average Rectified Output Current	0.5						A	Note 1
		0.8						A	Note 2

0.5A Glass Passivated Bridge Rectifier

MB1M – MB10M

Symbol	Description	MB1M	MB2M	MB4M	MB6M	MB8M	MB10M	Unit	Conditions
IFSM	Non-Repetitive Peak Forward Surge Current			35				A	8.3ms single half sine-wave superimposed on rated load (JEDEC Method)
I_t	Rating for Fusing (t<8.3ms)			5.0				A ² s	
V_F	Forward Voltage per leg			1.0				V	I _F =0.4A
I_R	Max. Reverse DC Current At Rated DC Blocking Voltage per leg			5.0				μA	T _A =25°C
				100				μA	T _A =125°C
C_J	Typical Junction Capacitance per leg			13				pF	V _R =4V, f=1MHz
R_{thJA}	Typical Thermal Resistance per leg			85				°C / W	Note 1
				70					Note 2
R_{thJL}				20					Note 1
T_J,T_{STG}	Operating Junction and Storage Temperature Range			-55 to +150				°C	

- Note:** 1. On glass epoxy P.C.B. mounted on 0.05x0.05" (1.3x1.3mm) pads.
 2. On aluminum substrate P.C.B. with an area of 0.8x0.8" (20x20mm) mounted on 0.05x0.05" (1.3x1.3mm) solder pad.

Typical Characteristics Curves

Fig.1- Output Rectified Current Derating Curve

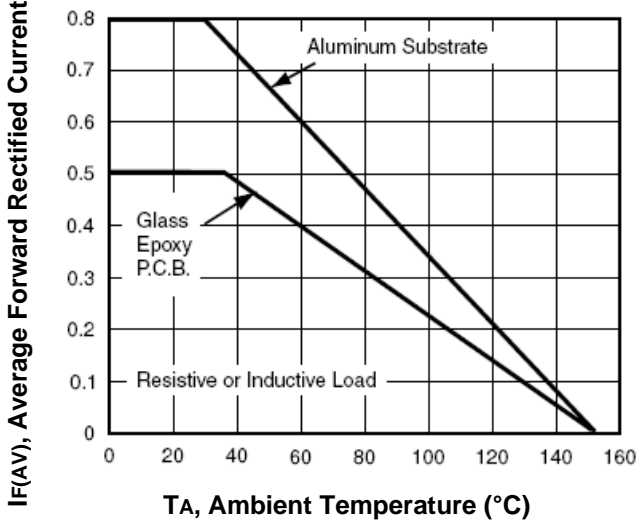
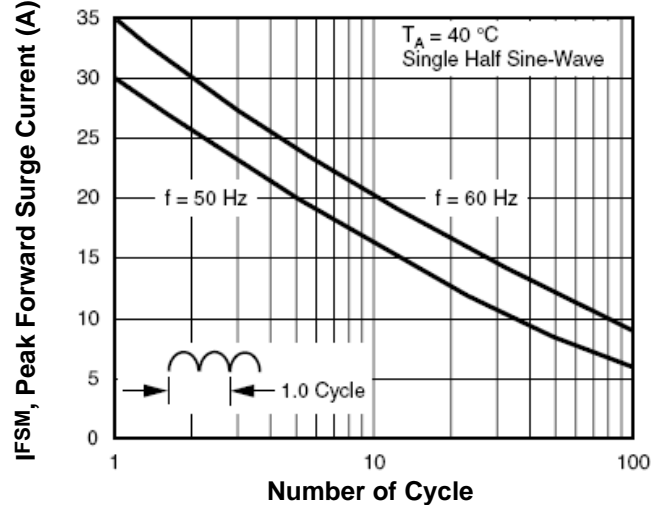


Fig.2-Max. Non-repetitive Peak Forward Surge Current per leg



0.5A Glass Passivated Bridge Rectifier

MB1M – MB10M

Fig.3-Typical Instantaneous Forward Characteristic per leg

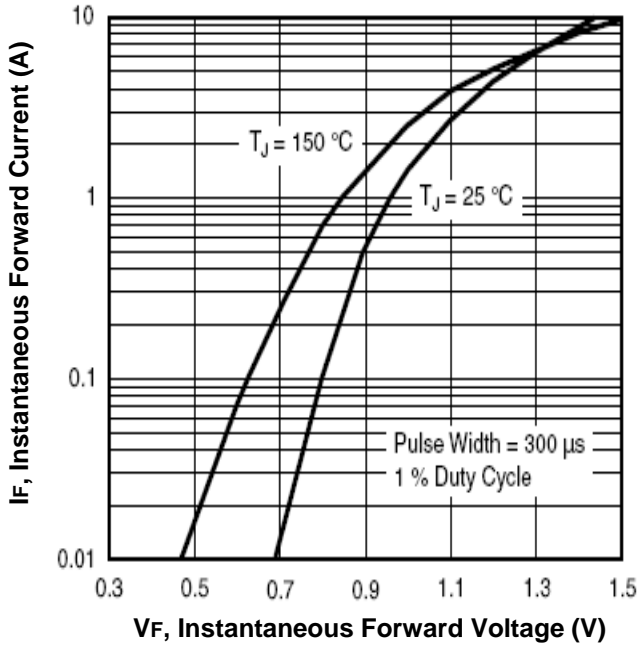


Fig.4-Typical Reverse Characteristics per leg

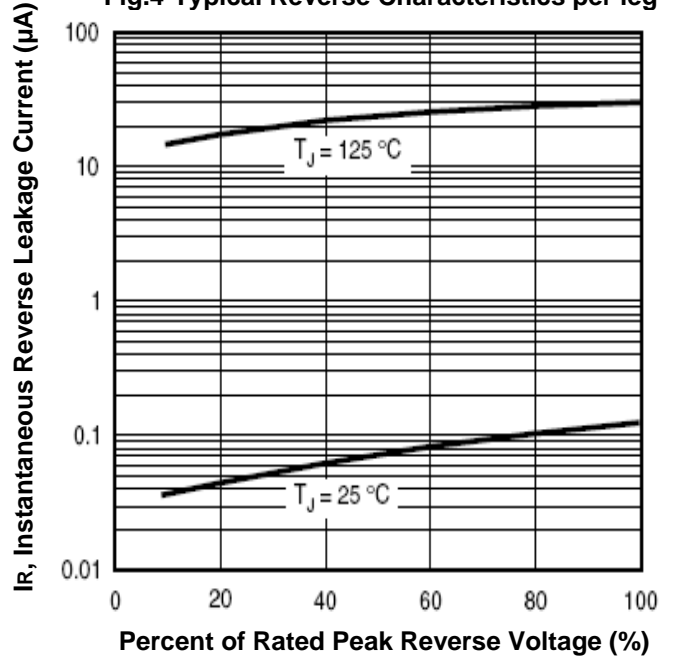
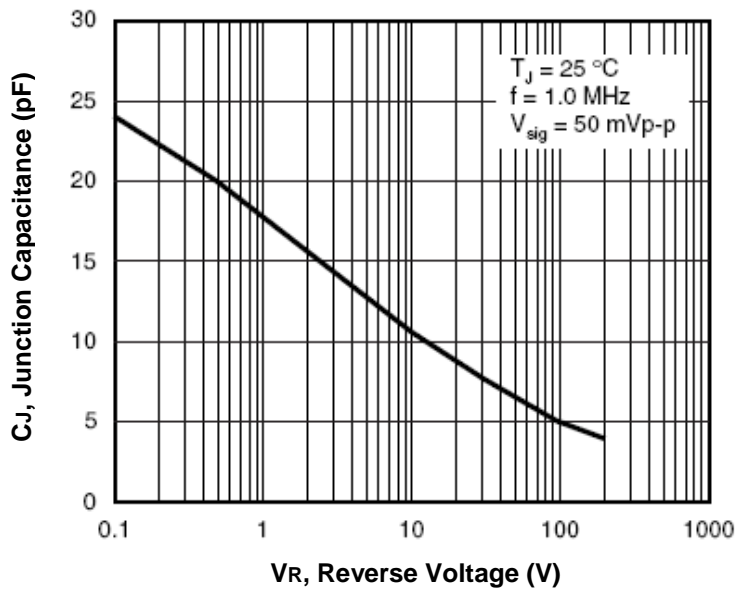


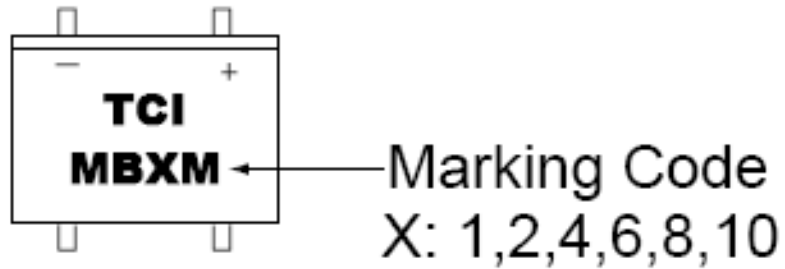
Fig.5-Typical Junction Capacitance per leg



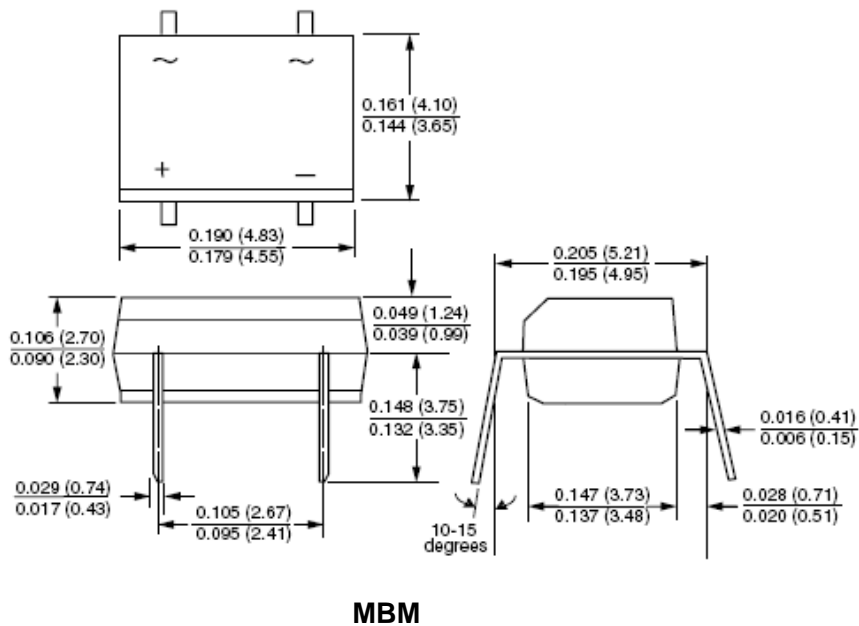
0.5A Glass Passivated Bridge Rectifier

MB1M – MB10M

Marking Information:



Dimensions in inch (mm)



0.5A Glass Passivated Bridge Rectifier

MB1M – MB10M

How to contact us:

US HEADQUARTERS

28040 WEST HARRISON PARKWAY, VALENCIA, CA 91355-4162
Tel: (800) TAITRON (800) 824-8766 (661) 257-6060
Fax: (800) TAITFAX (800) 824-8329 (661) 257-6415
Email: taitron@taitroncomponents.com
Http://www.taitroncomponents.com

TAITRON COMPONENTS MEXICO, S.A .DE C.V.

BOULEVARD CENTRAL 5000 INTERIOR 5 PARQUE INDUSTRIAL ATITALAQUIA, HIDALGO C.P.
42970 MEXICO
Tel: +52-55-5560-1519
Fax: +52-55-5560-2190

TAITRON COMPONENTS INCORPORATED REPRESENTAÇÕES DO BRASIL LTDA

RUA DOMINGOS DE MORAIS, 2777, 2.ANDAR, SALA 24 SAÚDE - SÃO PAULO-SP 04035-001 BRAZIL
Tel: +55-11-5574-7949
Fax: +55-11-5572-0052

TAITRON COMPONENTS INCORPORATED, SHANGHAI REPRESENTATIVE OFFICE

METROBANK PLAZA, 1160 WEST YAN' AN ROAD, SUITE 1503, SHANGHAI, 200052, CHINA
Tel: +86-21-5424-9942
Fax: +86-21-5424-9931