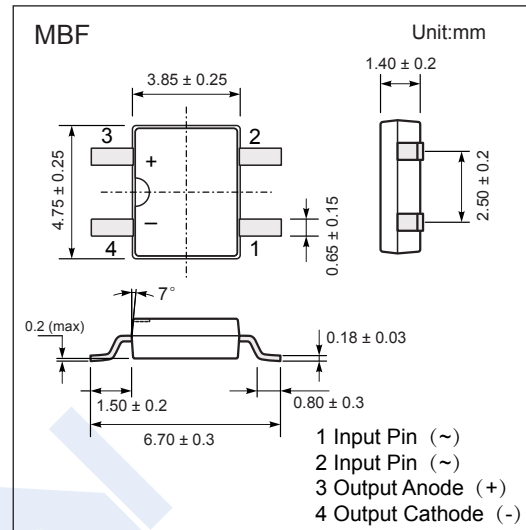


Bridge Rectifier

MB1FB ~ MB10FB

■ Features

- Glass Passivated Chip Junction
- Reverse Voltage - 100 to 1000 V
- Forward Current - 0.8 A
- High Surge Current Capability
- Designed for Surface Mount Application



■ Absolute Maximum Ratings Ta = 25°C

Parameter	Symbol	MB 1FB	MB 2FB	MB 4FB	MB 6FB	MB 8FB	MB 10FB	Unit
Repetitive Peak Reverse Voltage	V _{RRM}	100	200	400	600	800	1000	V
Surge Peak Reverse Voltage	V _{RSM}	70	140	280	420	560	700	
Maximum DC Blocking Voltage	V _{DC}	100	200	400	600	800	1000	
Forward Voltage @ I _F =0.8A	V _F	1.1						A
Average Rectified Output Current Ta=50°C	I _o	0.8						
Peak Forward Surge Current Ta=25°C	I _{FSM}	30						
Maximum DC Reverse Current Ta=25°C	I _R	5						μA
Ta=125°C		40						
Typical Junction Capacitance *1	C _j	13						pF
Thermal Resistance.Junction- to-Ambient	R _{thJA}	95						°C/W
Thermal Resistance.Junction- to-Case	R _{thJC}	30						
Junction Temperature	T _j	150						°C
Storage Temperature	T _{stg}	-55 to 150						

* 1 Measured at 1MHz and applied reverse voltage of 4V D.C

■ Marking

NO.	MB1FB	MB2FB	MB4FB	MB6FB	MB8FB	MB10FB
Marking	MB1F	MB2F	MB4F	MB6F	MB8F	MB10F

Bridge Rectifier MB1FB ~ MB10FB

■ Typical Characteristics

Fig.1 Average Rectified Output Current Derating Curve

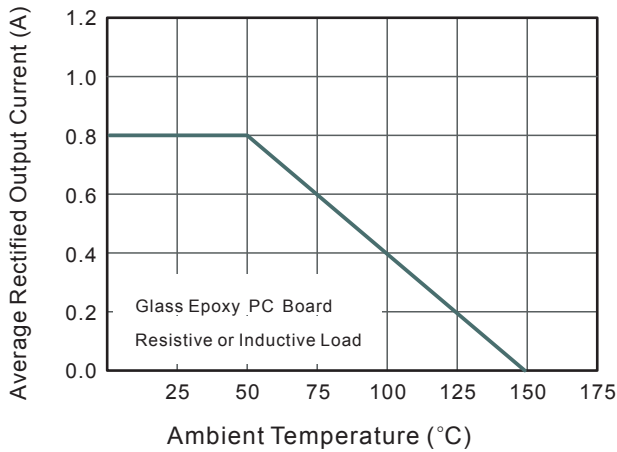


Fig.2 Typical Reverse Characteristics

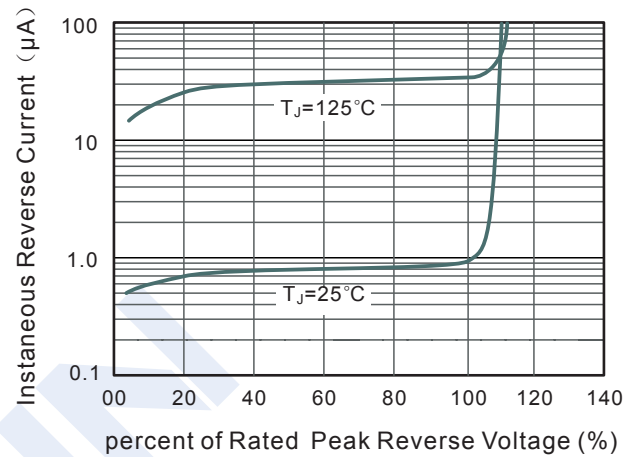


Fig.3 Typical Instantaneous Forward Characteristics

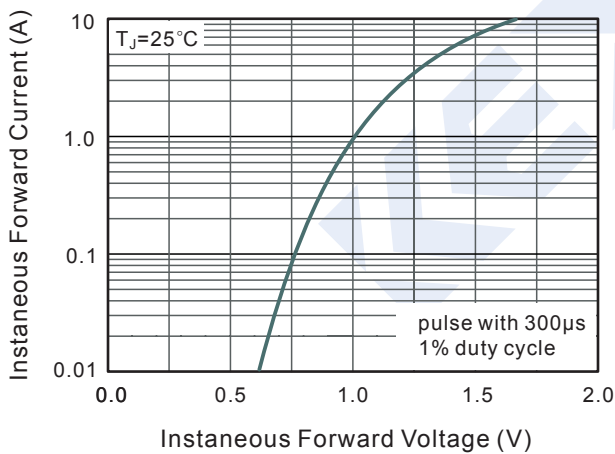


Fig.4 Typical Junction Capacitance

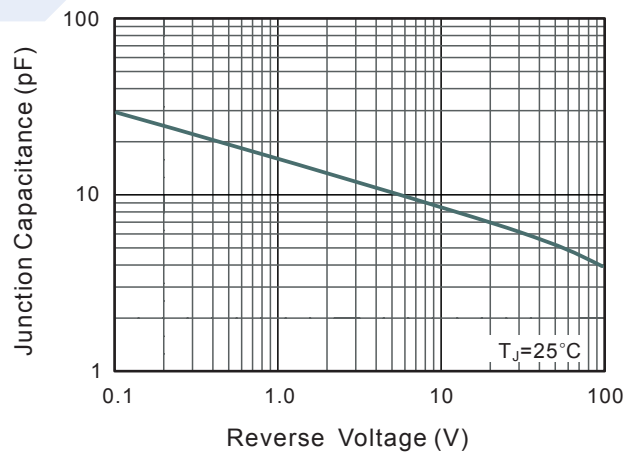


Fig.5 Maximum Non-Repetitive Peak Forward Surge Current

