




MBR10200CTSH

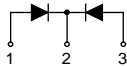
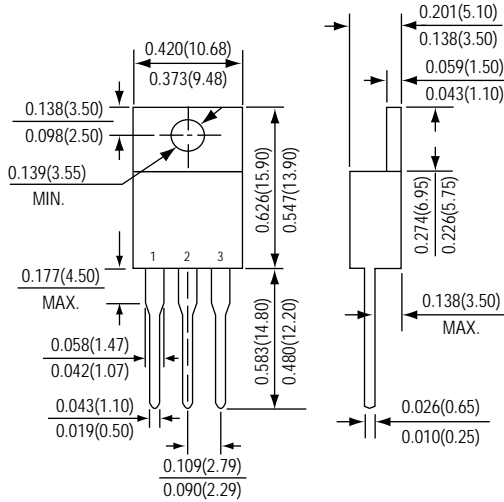
SCHOTTKY BARRIER RECTIFIER

Reverse Voltage - 200 Volts

Forward Current - 10 Amperes



TO-220AB



*Dimensions in inches and (millimeters)

FEATURES

- * Halogen-free type
- * Compliance to RoHS product
- * Low power loss & high efficiency
- * High surge capability
- * 10 Amperes total (5 Amperes per diode leg)
- * High surge current capability
- * Epitaxial construction
- * Plastic Material-UL Recognition Flammability Classification 94V-0

MECHANICAL DATA

Case : JEDEC TO-220AB molded plastic body
Terminals : Plated Leads, solderable per MIL-STD-750, Method 2026
Polarity : Molded on body
Mounting Position : Any

MAXIMUM RATINGS AND ELECTRICAL CHARACTERISTICS

Ratings at 25 °C ambient temperature unless otherwise specified.	SYMBOLS	MBR10200CTSH	UNITS
Maximum repetitive peak reverse voltage	VRRM	200	Volts
Maximum RMS voltage	VRMS	140	
Maximum DC blocking voltage	VDC	200	
Maximum average forward rectified current	I (AV)	10	Amps
Peak repetitive forward current (rated VR, square wave, 20KHz)	IFM	10	Amps
Peak forward surge current 8.3ms single half sine-wave superimposed on rated load (JEDEC Method)	IFSM	175	Amps
Maximum instantaneous forward voltage @ IF= 5 A	VF	Tj=25°C 0.90 Tj=125°C 0.75	Volts
Maximum DC reverse current at rated DC blocking voltage	IR	@Tj=25°C 0.005 @Tj=125°C 2.0	mA
Typical junction capacitance (Note)	CJ	100	pF
Typical thermal resistance	R JA	15	/ W
Operating junction temperature	TJ	175	
Storage temperature range	TSTG	-55 to +200	

Note : Measured at 1.0MHz and applied reverse voltage of 4.0V.

RATINGS AND CHARACTERISTIC CURVES OF MBR10200CTSH

FIG.1 - FORWARD CURRENT DERATING CURVE

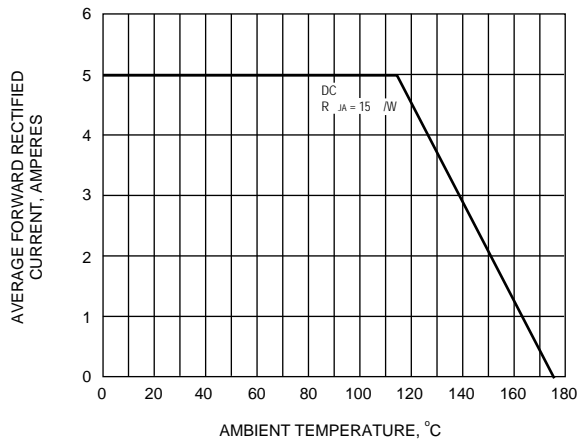


FIG.2 - MAXIMUM NON-REPETITIVE PEAK FORWARD SURGE CURRENT

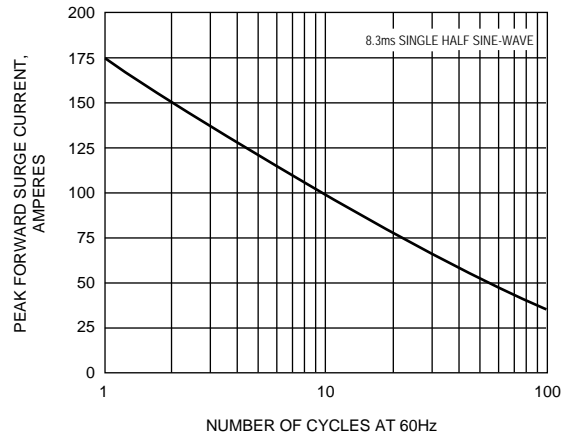


FIG.3 - TYPICAL INSTANTANEOUS FORWARD CHARACTERISTICS

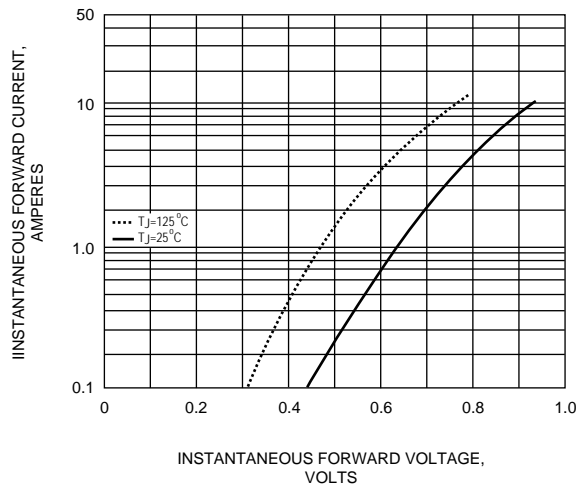


FIG.4 - TYPICAL REVERSE CHARACTERISTICS

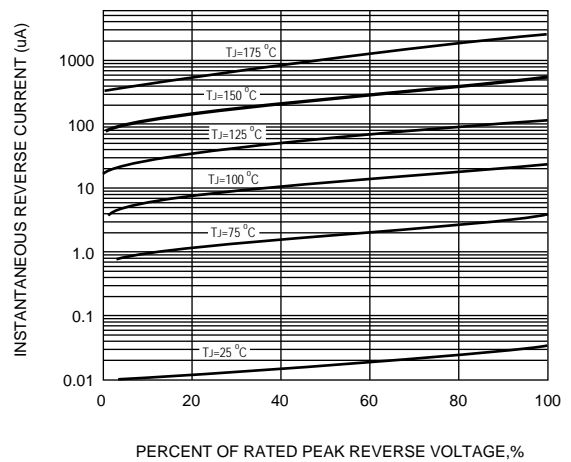
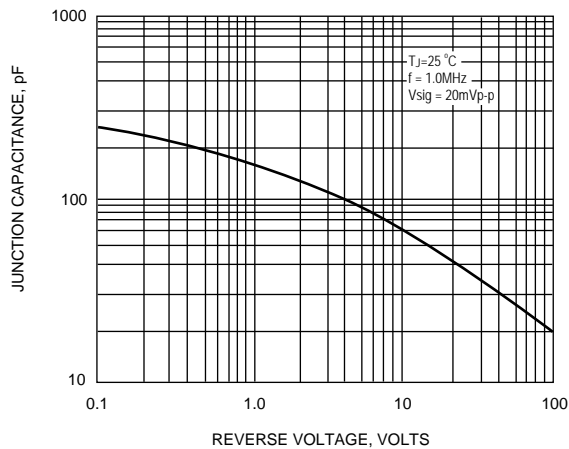


FIG.5 - TYPICAL JUNCTION CAPACITANCE



PACKING INFORMATION

Package	Packing Qty.			Inner Box Size (mm)	Carton Size (mm)
	Tube (pcs)	Inner box (kpcs)	Carton (kpcs)		
TO-220AB	50	4	8	570 x 147 x 150	585 x 316 x 164