

Schottky Barrier Rectifiers
Reverse Voltage - 40 to 200 V
Forward Current - 10 A

FEATURES

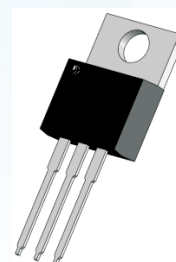
- High current capability
- Low forward voltage drop
- Low power loss, high efficiency
- High surge capability
- High temperature soldering guaranteed
- Mounting position: any

Mechanical data

- Case: TO-220-3L
- Approx Weight: 2.04g (0.07oz)
- Lead free finish, RoHS compliant
- Case Material: "Green" molding compound, UL flammability classification 94V-0, "Halogen-free".

TO-220-3L

PIN2



PIN1 PIN2 PIN3

MAXIMUM RATINGS AND ELECTRICAL CHARACTERISTICS

Ratings at 25°C ambient temperature unless otherwise specified

CHARACTERISTICS	Symbols	MBR1040CT	MBR1045CT	MBR1060CT	MBR10100CT	MBR10150CT	MBR10200CT	Units
Maximum Recurrent Peak Reverse Voltage	V _{RRM}	40	45	60	100	150	200	V
Maximum RMS voltage	V _{RMS}	28	32	42	70	105	140	V
Maximum DC Blocking Voltage	V _{DC}	40	45	60	100	150	200	V
Maximum Average Forward Rectified Current per leg per device	I _{F(AV)}	5 10						A
Peak Forward Surge Current,8.3ms Single Half Sine-wave Superimposed on Rated Load (JEDEC method) per leg	I _{FSM}	100						A
Max Instantaneous Forward Voltage at 5 A(per leg)	V _F	0.70		0.75	0.85	0.90	0.92	V
Maximum DC Reverse Current at Rated DC Reverse Voltage T _a = 25°C T _a = 100°C	I _R	0.1 20			0.05 20			mA
Typical Thermal Resistance	R _{θJC}	4						°C/W
Operating Junction Temperature Range	T _j	-55 ~ +150				-55 ~ +175		°C
Storage Temperature Range	T _{stg}	-55 ~ +150				-55 ~ +175		°C

Fig.1 Typical Forward Current Derating Curve

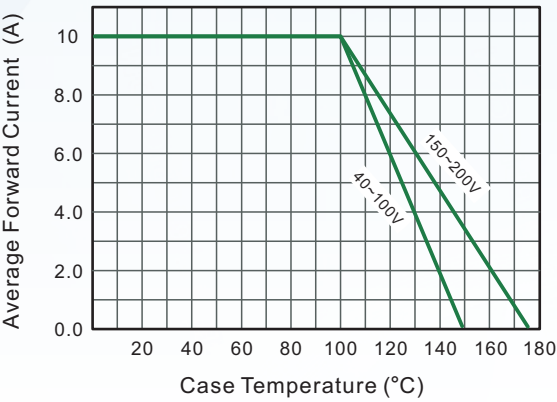


Fig.2 Typical Reverse Characteristics

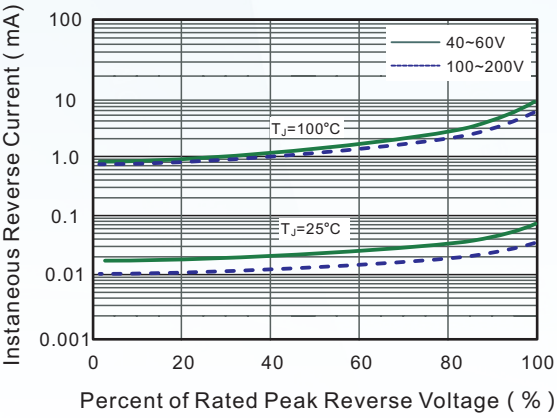


Fig.3 Typical Forward Characteristic(per leg)

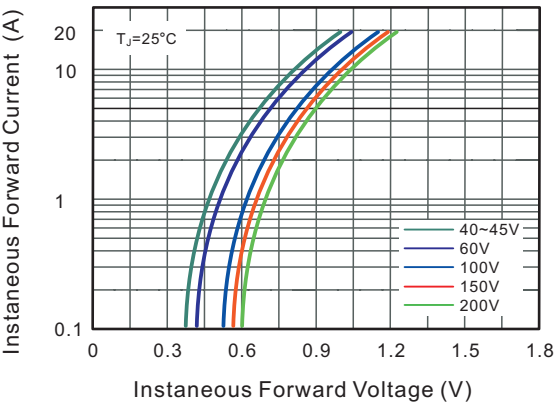
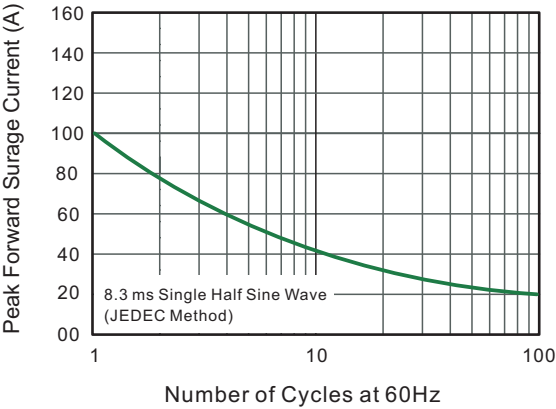


Fig.4 Maximum Non-Repetitive Peak Forward Surge Current



TO-220AB



Disclaimer

EVVOSEMI ("EVVO") reserves the right to make corrections, enhancements, improvements, and other changes to its products and services at any time, and to discontinue any product or service without notice.

EVVO warrants the performance of its hardware products to the specifications applicable at the time of sale in accordance with its standard warranty. Testing and other quality control techniques are used as deemed necessary by EVVO to support this warranty. Except where mandated by government requirements, testing of all parameters of each product is not necessarily performed.

Customers should obtain and confirm the latest product information and specifications before final design, purchase, or use. EVVO makes no warranty, representation, or guarantee regarding the suitability of its products for any particular purpose, nor does EVVO assume any liability for application assistance or customer product design. EVVO does not warrant or accept any liability for products that are purchased or used for any unintended or unauthorized application.

EVVO products are not authorized for use as critical components in life support devices or systems without the express written approval of EVVOSEMI.

The EVVO logo and EVVOSEMI are trademarks of EVVOSEMI or its subsidiaries in relevant jurisdictions. EVVO reserves the right to make changes without further notice to any products herein.