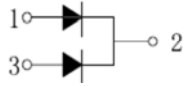





MBR20xxxCD SERIES



Schottky Barrier Rectifiers



D-PAK(TO-252)

Primary Characteristics

I_F	20	A
V_{RRM}	40~200	V
I_{FSM}	150	A
V_F	0.7, 0.8, 0.85, 0.92	V
$T_J \text{ max}$	150, 175	°C

Features

- Low Power Loss, High Efficiency
- High Current Capability
- For Use in Low Voltage, High Frequency Inverters
Free Wheeling, and Polarity Protection Applications

Mechanical Data

- Case : D-PAK(TO-252) molded plastic
- Terminals : solder plated, solderable per
MIL-STD-750, Method 2026
- Polarity : As marked

Ordering Information

Part No.	Remark	Package	Packing
MBR20xxxCD	General	D-PAK	3000 / Tape & Reel
MBR20xxxCD-H	Halogen Free		

Maximum Ratings (TA=25°C unless otherwise noted)

Parameter	Symbol	MBR 2040 CD	MBR 2045 CD	MBR 2050 CD	MBR 2060 CD	MBR 2080 CD	MBR 2090 CD	MBR 20100 CD	MBR 20150 CD	MBR 20200 CD	Unit
Maximum Recurrent Peak Reverse Voltage	V _{RRM}	40	45	50	60	80	90	100	150	200	V
Maximum RMS Voltage	V _{RMS}	28	31.5	35	42	56	63	70	105	140	V
Maximum DC Blocking Voltage	V _{DC}	40	45	50	60	80	90	100	150	200	V
Maximum average forward rectified current (Total) (Per Leg)	I _{F(AV)}	20 10									A
Peak Forward Surge Current, 8.3ms Single Half Sine-Wave Superimposed on Rated Load	I _{FSM}	150									A
Maximum Forward Voltage at 10A (per leg)	V _F	0.70		0.80		0.85			0.92		V
Maximum DC Reverse Current at T _J =25°C at Rated DC Blocking Voltag T _J =125°C	I _R	0.05 20									mA
Typical Thermal Resistance	R _{θJC}	3									°C/W
Typical Junction Capacitance (NOTE1)	C _J	700		500		400			300	250	pF
Operating Junction and Storage Temperature Range	T _J , T _{STG}	-50 to +150							-55 to +175		°C
Marking Code		MBR 2040 CD	MBR 2045 CD	MBR 2050 CD	MBR 2060 CD	MBR 2080 CD	MBR 2090 CD	MBR 20100 CD	MBR 20150 CD	MBR 20200 CD	

NOTES :

1. Measured at 1.0MHz and applied reverse voltage of 4.0V DC



Rating and Characteristics Curves

FIG. 1-Typical Forward Current Derating Curve

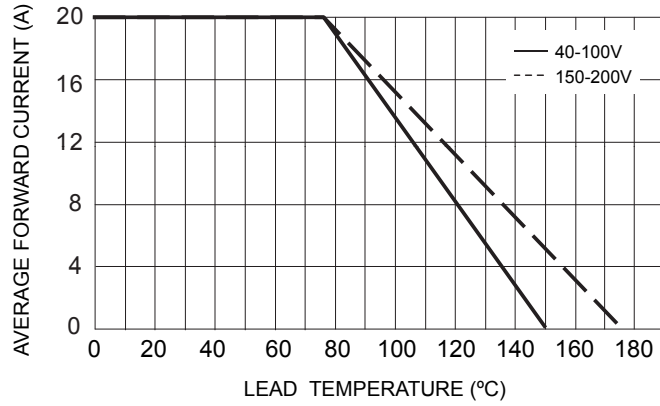


FIG. 2-Typical Forward Characteristics

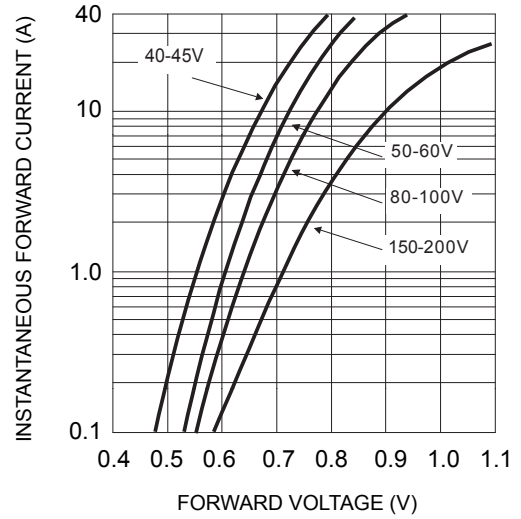


FIG. 3-Maximum Non-Repetitive Forward Surge Current

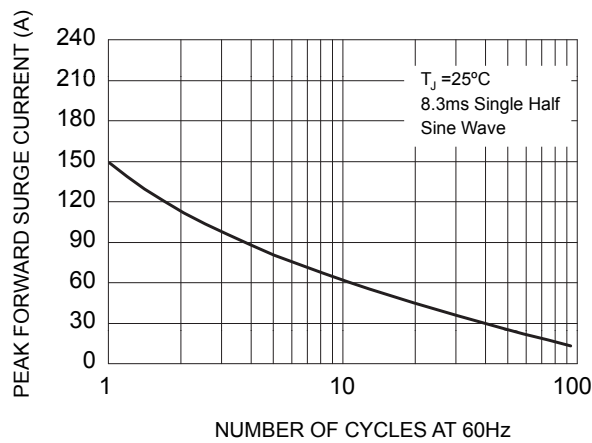
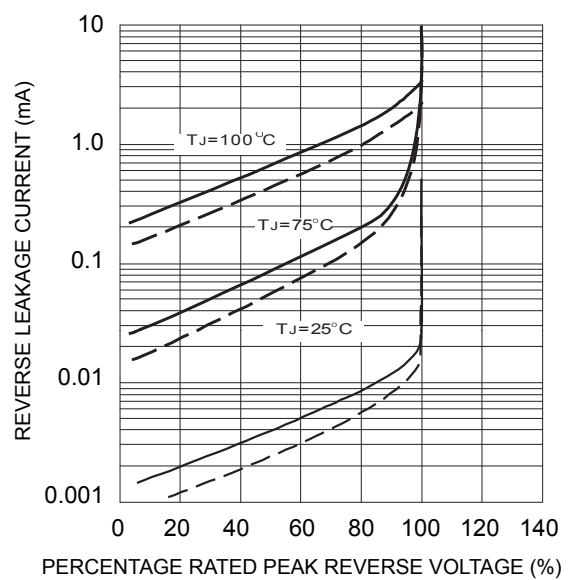
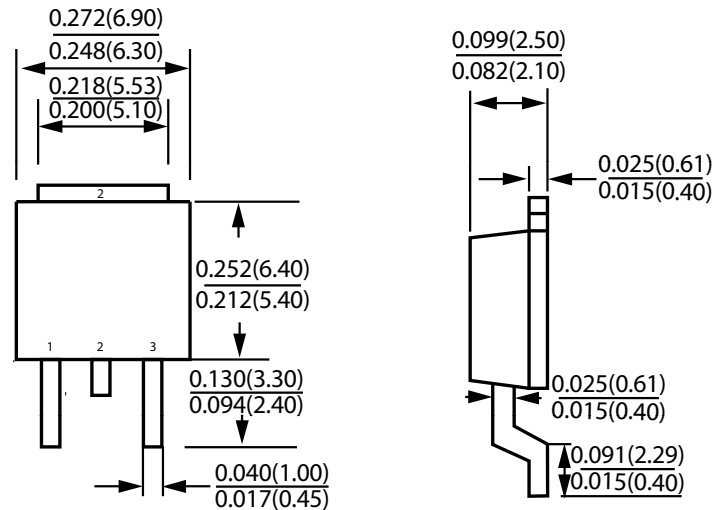


FIG. 4-Typical Reverse Characteristics





Package Outline Dimensions

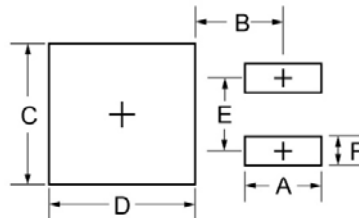


D-PAK(TO-252)

Dimensions in inches and (millimeters)

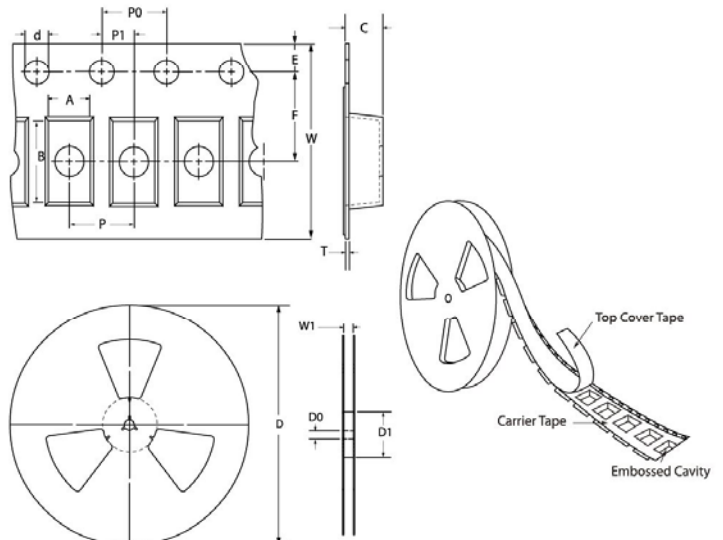
Suggested Pad Layout

Outline Symbol	D-PAK (TO-252) (mm)
A	3.00
B	3.70
C	6.00
D	6.50
E	4.60
F	1.40



Tape & Reel Specification

Item	Symbol	D-PAK (TO-252) (mm)
Carrier width	A	6.96±0.10
Carrier length	B	10.5±0.10
Carrier depth	C	2.79±0.10
Sprocket hole	d	1.55±0.10
Reel outside diameter	D	330±2
Reel inner diameter	D1	90 (min)
Feed hole width	D2	13 (min)
Sprocket hole position	E	1.75±0.10
Punch hole position	F	7.5±0.10
Punch hole pitch	P	8.00±0.10
Sprocket hole pitch	P0	4.00±0.2
Embossment center	P1	2.00 ±0.10
Tape width	W	16.00+0.3/-0.1
Reel width	W1	16.80±0.4





LEGAL DISCLAIMER

- The product is provided “AS IS” without any guarantees or warranty. In association with the product, Eris Technology Corporation, its affiliates, and their directors, officers, employees, agents, successors and assigns (collectively, the “Eris”) makes no warranties of any kind, either express or implied, including but not limited to warranties of merchantability, fitness for a particular purpose, of title, or of non-infringement of third party rights.
- The information in this document and any product described herein are subject to change without notice and should not be construed as a commitment by Eris. Eris assumes no responsibility for any errors that may appear in this document.
- Eris does not assume any liability arising out of the application or use of this document or any product described herein, any Customer or user of this document or products described herein in such applications shall assume all risks of such use and will agree to hold Eris and all the companies whose products are represented on Eris website, harmless against all damages.
- No license, express or implied, by estoppels or otherwise, to any intellectual property is granted by this document or by any conduct of Eris. Product name and markings notes herein may be trademarks of their respective owners.
- Eris does not warrant or accept any liability whatsoever in respect of any products purchased through unauthorized sales channel.
- Should Customers purchase or use Eris products for any unintended or unauthorized application. Customers shall indemnify and hold Eris and its representatives harmless against all claims, damages, expenses, and attorney fees arising out of, directly or indirectly, any claim of personal injury or death associated with such unintended or unauthorized application.
- The official text is written in English and the English version of this document is the only version endorsed by Eris. Any discrepancies or differences created in the translations are not binding and have no legal effect on Eris for compliance or enforcement purposes.