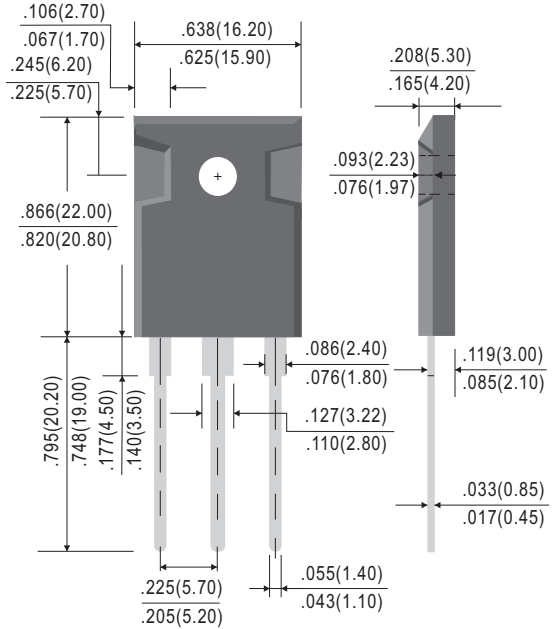


Mechanical Date

- Case:TO-247
- Case Material: Molded Plastic, UL Flammability Classification Rating 94V-0
- Terminals:Matte Tin Finish annealed over copper Leadframe. Solderable per MIL-STD-202
- Weight: 6.3 grams (approximate)



TO-247



Dimensions in inches and (millimeters)

Features

- Guard Ring for over voltage Protection
- High forward surge capability
- High frequency operation
- Component in accordance to RoHS 2002/95/EC
- **Pb-Free package is available**
RoHS product for packing code suffix "G"
Halogen free product for packing code suffix "H"

MAXIMUM RATINGS (TA=25°C unless otherwise noted)							
PARAMETER	SYMBOL	MBR3040PT	MBR3060PT	MBR30100PT	MBR30150PT	MBR30200PT	UNIT
Maximum repetitive peak reverse voltage	V _{RRM}	40	60	100	150	200	V
Maximum RMS voltage	V _{RMS}	28	42	70	105	140	V
Maximum DC blocking voltage	V _{DC}	40	60	100	150	200	V
Maximum average forward rectified current(Total) (Per Leg)	I _F	30 15					A
Peak forward surge current, 8.3ms single half sine-wave superimposed on rated load	I _{FSM}	200.0					A
Maximum Instantaneous Forward Voltage IF=15A @ 25°C	V _F	0.70	0.75	0.85	0.92		V
Maximum DC Reverse Current @ Tc=25°C at Rated DC Blocking Voltage @ Tc=100°C	I _R	0.5 50					mA
Typical Junction Capacitance(NOTE1)	C _j	800	600	450	350		pF
Typical Thermal Resistance	R _{θJC}	3					°C/W
Operating Temperature Range	T _J	-55 to +150					°C
Storage Temperature Range	T _{STG}	-55 to +150					°C

NOTES:1.Measured at 1.0MHZ and applied reverse voltage of 4.0V DC

FIG. 1-TYPICAL FORWARD CURRENT DERATING CURVE

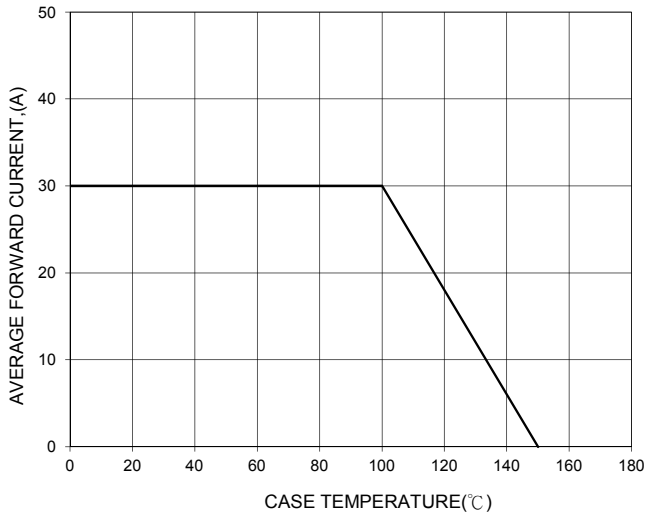


FIG. 2-TYPICAL FORWARD CHARACTERISTICS

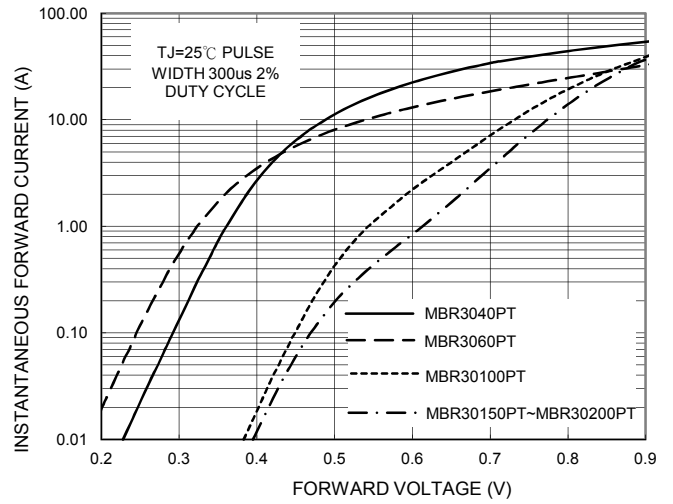


FIG. 3-MAXIMUM NON-REPETITIVE FORWARD SURGE CURRENT

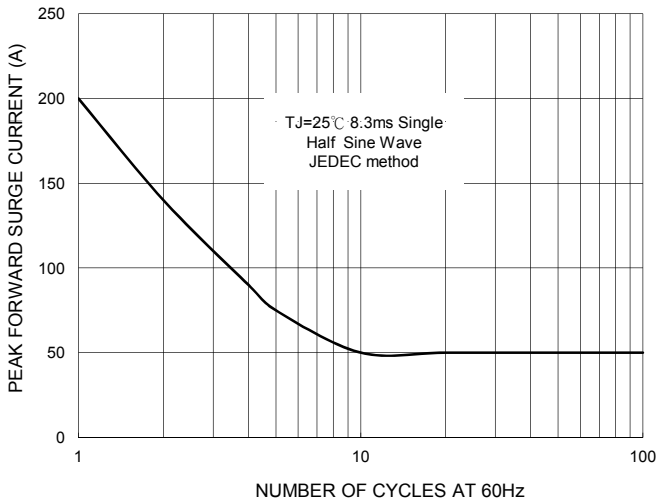


FIG. 4-TYPICAL REVERSE CHARACTERISTICS

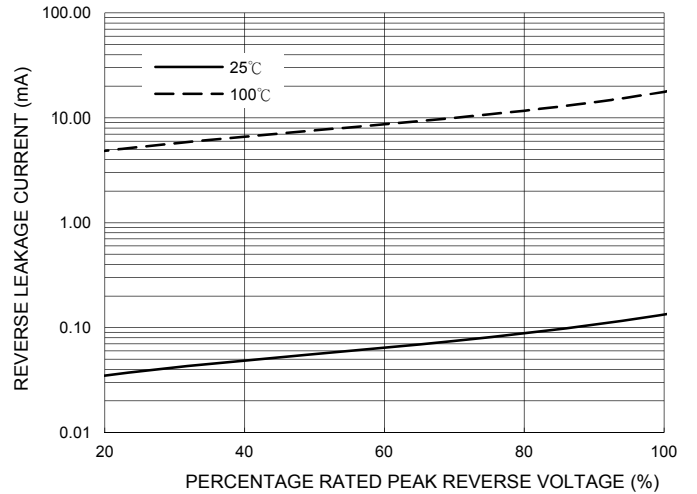


FIG. 5-TYPICAL JUNCTION CAPACITANCE

