

**SCHOTTKY DIODES STUD TYPE 75A**

**Features**

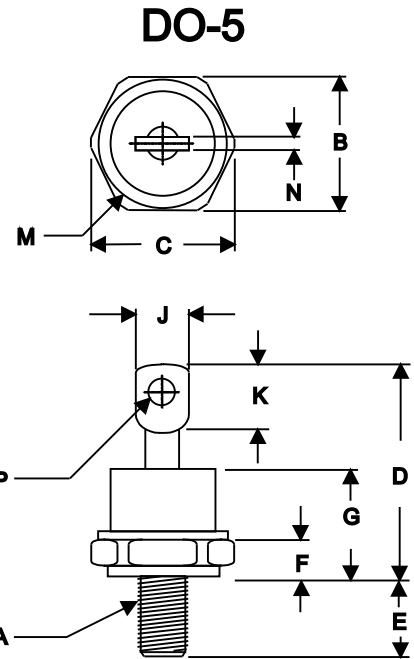
High Surge Capability  
Types up to 100V<sub>V<sub>RRM</sub></sub>

75Amp Rectifier  
20-100 Volts

**Maximum Ratings**

Operating Temperature: -65 °C to +150 °C  
Storage Temperature: -65 °C to +175 °C

Part Number	Maximum Recurrent Peak Reverse Voltage	Maximum RMS Voltage	Maximum DC Blocking Voltage
MBR7520(R)	20V	14V	20V
MBR7530(R)	30V	21V	30V
MBR7535(R)	35V	25V	35V
MBR7540(R)	40V	28V	40V
MBR7545(R)	45V	32V	45V
MBR7560(R)	60V	42V	60V
MBR7580(R)	80V	50V	80V
MBR75100(R)	100V	70V	100V



Notes:  
1. Standard Polarity: Stud is Cathode  
2. Reverse Polarity: Stud is Anode

**Electrical Characteristics @ 25 °C Unless Otherwise Specified**

Parameter	Symbol	75A	T <sub>c</sub> = 100 °C
Average Forward Current	I <sub>F(AV)</sub>	75A	T <sub>c</sub> = 100 °C
Peak Forward Surge Current	I <sub>FSM</sub>	1000A	8.3ms, half sine
Maximum Instantaneous Forward Voltage	V <sub>F</sub>	0.65V 0.75V 0.84V	(MBR7520~MBR7545) (MBR7560) (MBR7580~MBR75100) I <sub>FM</sub> = 75 A ; T <sub>J</sub> = 25 °C
Maximum Instantaneous Reverse Current At Rated DC Blocking Voltage	I <sub>R</sub>	5.0mA 150 mA	T <sub>J</sub> = 25 °C T <sub>J</sub> = 125 °C
Maximum Thermal Resistance, Junction To Case	R <sub>θjc</sub>	1.0°C/W	
Mounting torque	Kgf-cm	23~34	Not lubricated threads

DIM	DIMENSIONS				NOTE
	INCHES		MM		
	MIN	MAX	MIN	MAX	
A	1/4 -28 Threads				Standard Polarity
B	.669	.687	17.19	17.44	
C	----	.794	----	20.16	
D	----	1.020	----	25.91	
E	.422	.453	10.72	11.50	
F	.115	.200	2.93	5.08	
G	----	.460	----	11.68	
H	----	----	----	----	
J	----	.375	----	9.52	
K	.156	----	3.96	----	
M	----	.667	----	16.94	
N	----	.080	----	2.03	
P	.140	.175	3.56	4.45	

NOTE :  
(1) Pulse Test: Pulse Width 300 usec, Duty Cycle < 2%

# MBR7520(R) THRU MBR75100(R)

Figure .1- Typical Forward Characteristics

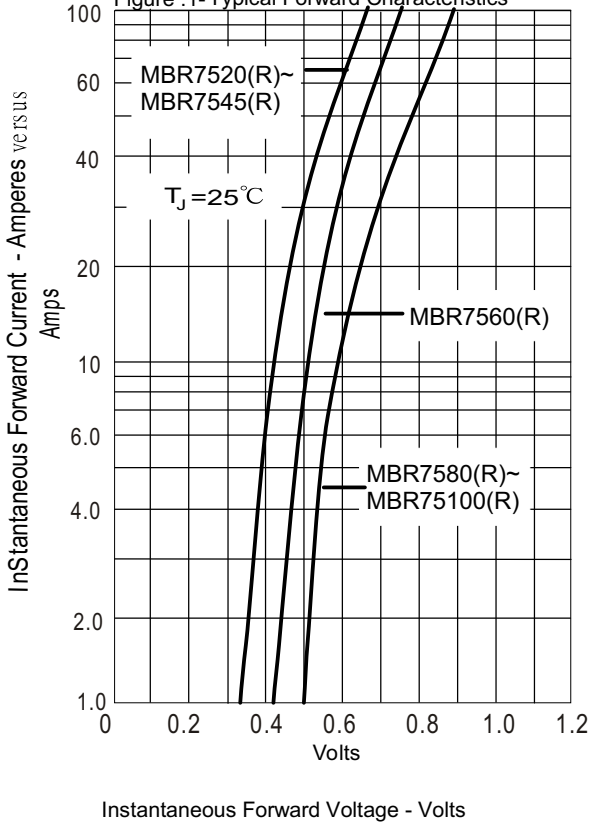


Figure .2- Forward Derating Curve

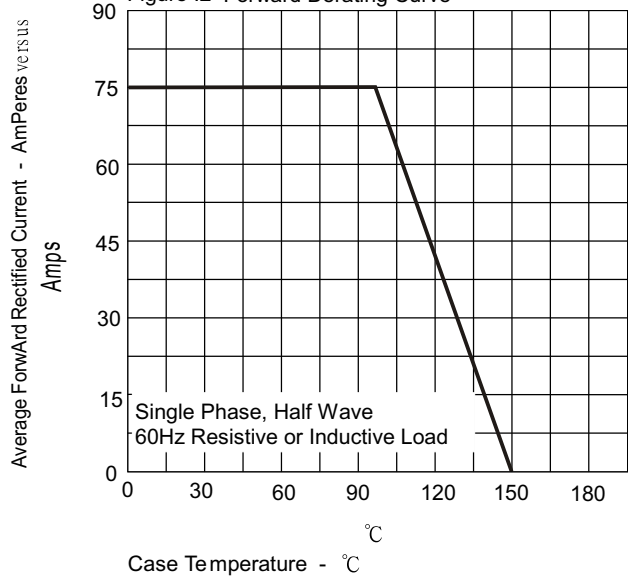


Figure .3- Peak Forward Surge Current

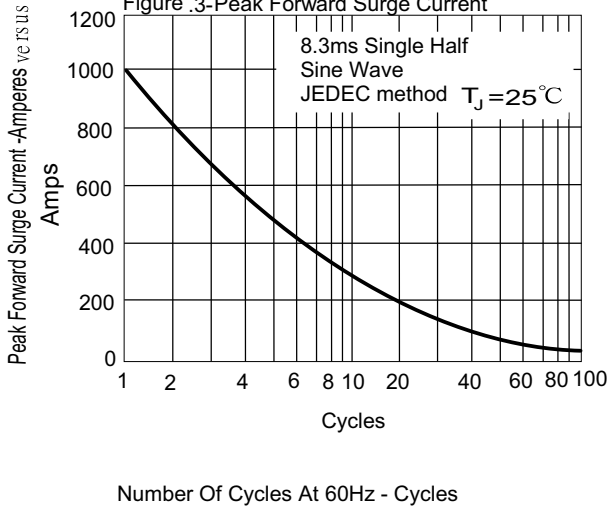


Figure .4- Typical Reverse Characteristics

