

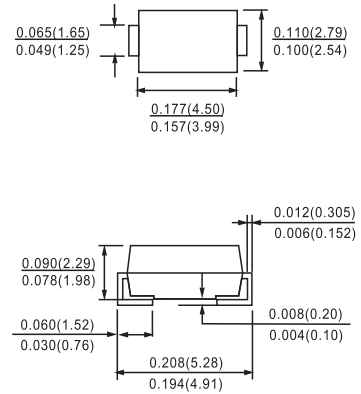
**FEATURES**

- Plastic package has Underwriters Laboratory flammability classification 94V-0
- Metal silicon junction, majority carrier conduction
- For surface mount applications
- Guard ring for overvoltage protection
- Low power loss, high efficiency
- High current capability, low forward voltage drop
- High surge capability

MECHANICAL DATA

- **Case:** SMA (DO-214AC), molded plastic body
- **Terminals:** solder plated, solderable per MIL-STD-750, method 2026
- **Polarity:** color band denotes cathode end

DO-214AC(SMA)

**MAXIMUM RATINGS AND ELECTRICAL CHARACTERISTICS**

Ratings at 25 °C ambient temperature unless otherwise specified. Single phase, half wave, resistive or inductive load. For capacitive load, derate by 20%.

Parameter	Symbols	MBRA120	MBRA130	MBRA140	MBRA150	MBRA160	MBRA180	MBRA100	Units
Maximum Repetitive Peak Reverse Voltage	V_{RRM}	20	30	40	50	60	80	100	V
Maximum RMS Voltage	V_{RMS}	14	21	28	35	42	56	70	V
Maximum DC Blocking Voltage	V_{DC}	20	30	40	50	60	80	100	V
Maximum Average Forward Rectified Current	$I_{F(AV)}$	1							A
Peak Forward Surge Current 8.3 ms Single Half Sine Wave Superimposed on Rated Load (JEDEC method)	I_{FSM}	40							A
Maximum Forward Voltage at 1 A ¹⁾	V_F	0.55		0.75		0.85		V	
Maximum DC Reverse Current at $T_a = 25\text{ °C}$ Rated DC Blocking Voltage ¹⁾ $T_a = 100\text{ °C}$	I_R	0.2							mA
		10							
Typical Thermal Resistance ²⁾	$R_{\theta JA}$ $R_{\theta JL}$	88					28		°C/W
Operating Junction Temperature Range	T_J	- 65 to + 125			- 65 to + 150			°C	
Storage Temperature Range	T_S	- 65 to + 150							°C

¹⁾ Pulse test: 300 μs pulse width, 1% duty cycle

²⁾ P.C.B mounted with 0.2 X 0.2" (5 X 5 mm) copper pad areas



RATINGS AND CHARACTERISTIC CURVES MBRA120 THRU MBRA100

FIG.1-FORWARD CURRENT DERATING CURVE

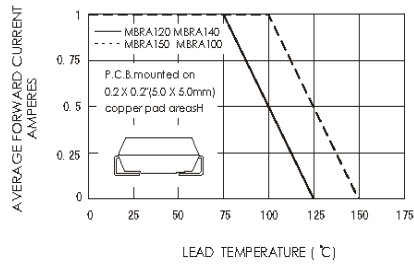


FIG.2-MAXIMUM NON-REPETITIVE PEAK FORWARD SURGE CURRENT

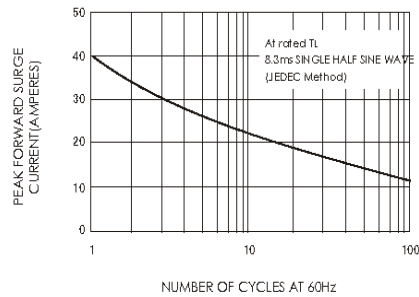


FIG.3-TYPICAL INSTANTANEOUS FORWARD CHARACTERISTICS

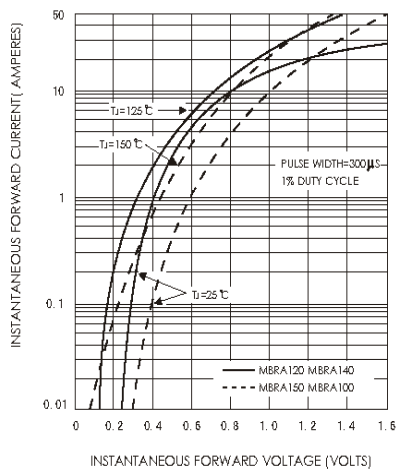


FIG.4-TYPICAL REVERSE CHARACTERISTICS

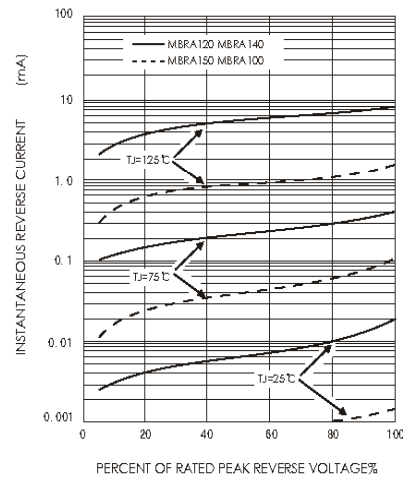


FIG.5-TYPICAL JUNCTION CAPACITANCE

