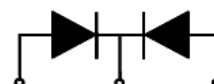


Features

- Plastic package has underwriters Laboratory Flammability Classification 94V-0
- Dual rectifier construction, positive center tap
- Low forward voltage, high efficiency
- Guarding for over voltage protection
- For use in low voltage, high frequency inverters
- Free wheeling and polarity protection applications



CASE:TO-220F-AB



1. Anode 2. Cathode 3. Anode

Mechanical Characteristics

- Case: Epoxy, Molded
- Weight: 1.9 grams (approximately)
- Finish: All external surfaces corrosion resistant and terminal leads are solderable
- Lead temperature for soldering purposes: 260°C Max. for 10 sec
- Shipped 50 units per plastic tube

Maximum Ratings and Electrical Characteristics (TC=25°C unless otherwise noted)

PARAMETER	TEST CONDITIONS		SYMBOL	MBRF10200CT	UNIT
Maximum repetitive peak reverse voltage			VRRM	200	V
Working peak reverse voltage			VRWM	200	V
Maximum DC blocking voltage			VDC	200	V
Maximum average forward rectified current at Tc=105°C total device per diode			IF(AV)	10 5	A
Peak forward surge current 8.3ms single half sine-wave superimposed on rated load per diode			IFSM	125	A
Peak repetitive reverse current per leg at tp=2.0us , 1KHz			IRRM	0.5	A
Voltage rate of change (rated VR)			DV/dt	10000	V/us
Operating junction temperature range			TJ	-55 to+150	°C
Storage temperature range			TSTG	-55 to+150	°C
Isolation voltage (TO220F-AB only) from terminal to heatsink t = 1 sec			VAC	1500	V
Maximum instantaneous forward voltage per leg	IF=5A IF=5A	TC=25°C TC=125°C	VF	0.92 0.82	V
Maximum reverse current per leg at working peak Reverse voltage			IR	500 7	uA mA

Thermal Characteristics Ta=25°C unless otherwise noted

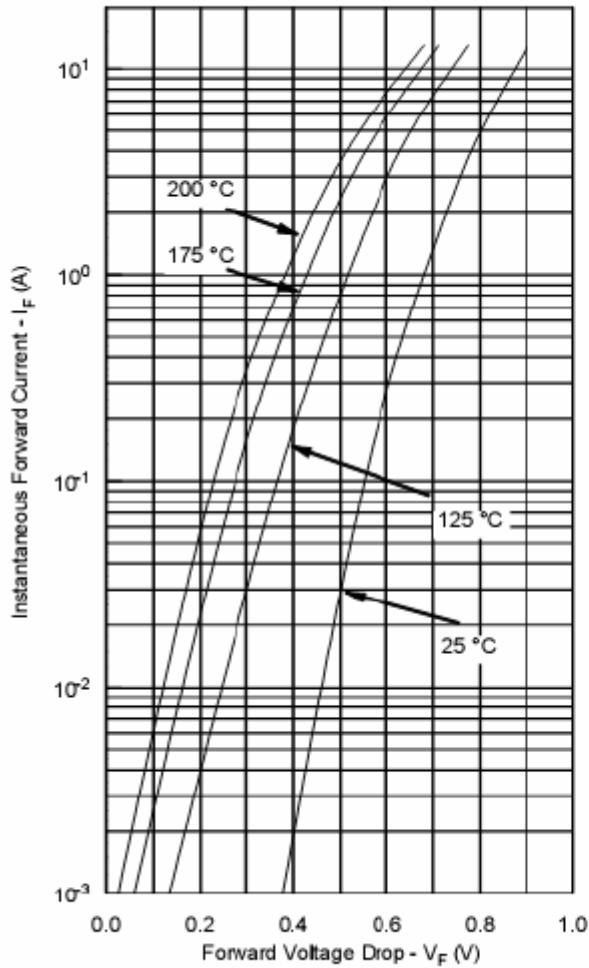
Symbol	Parameter	Max	Unit
RθJC	Thermal Resistance, Junction to Case per Leg	4.0	°C /W
RθJA	Thermal Resistance, Junction to Ambient per Leg	62.5	°C /W

Note:

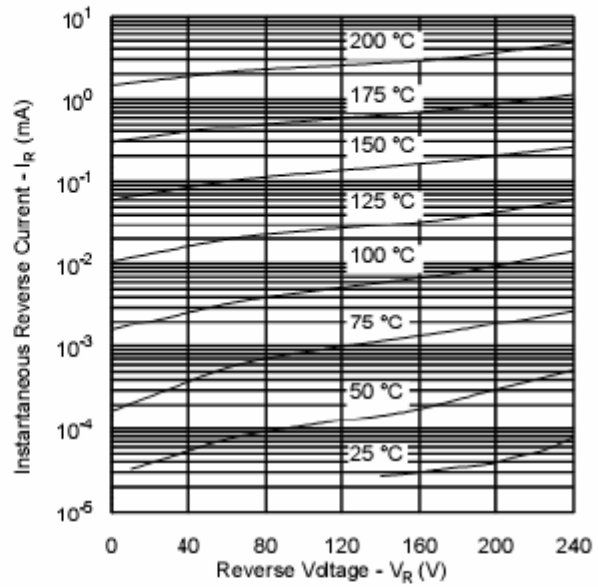
1. Screw mounting with 4-40 screw, where washer diameter is ≤4.9mm(0.19 ")
2. Pulse test: 300us pulse width, 1% duty cycle

Rating and Characteristic Curves (Tc=25°C Unless otherwise noted)

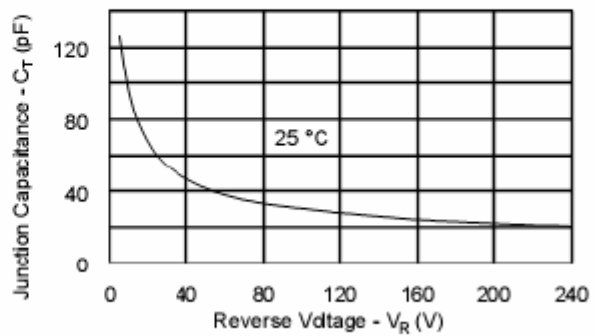
Typical Forward Characteristics



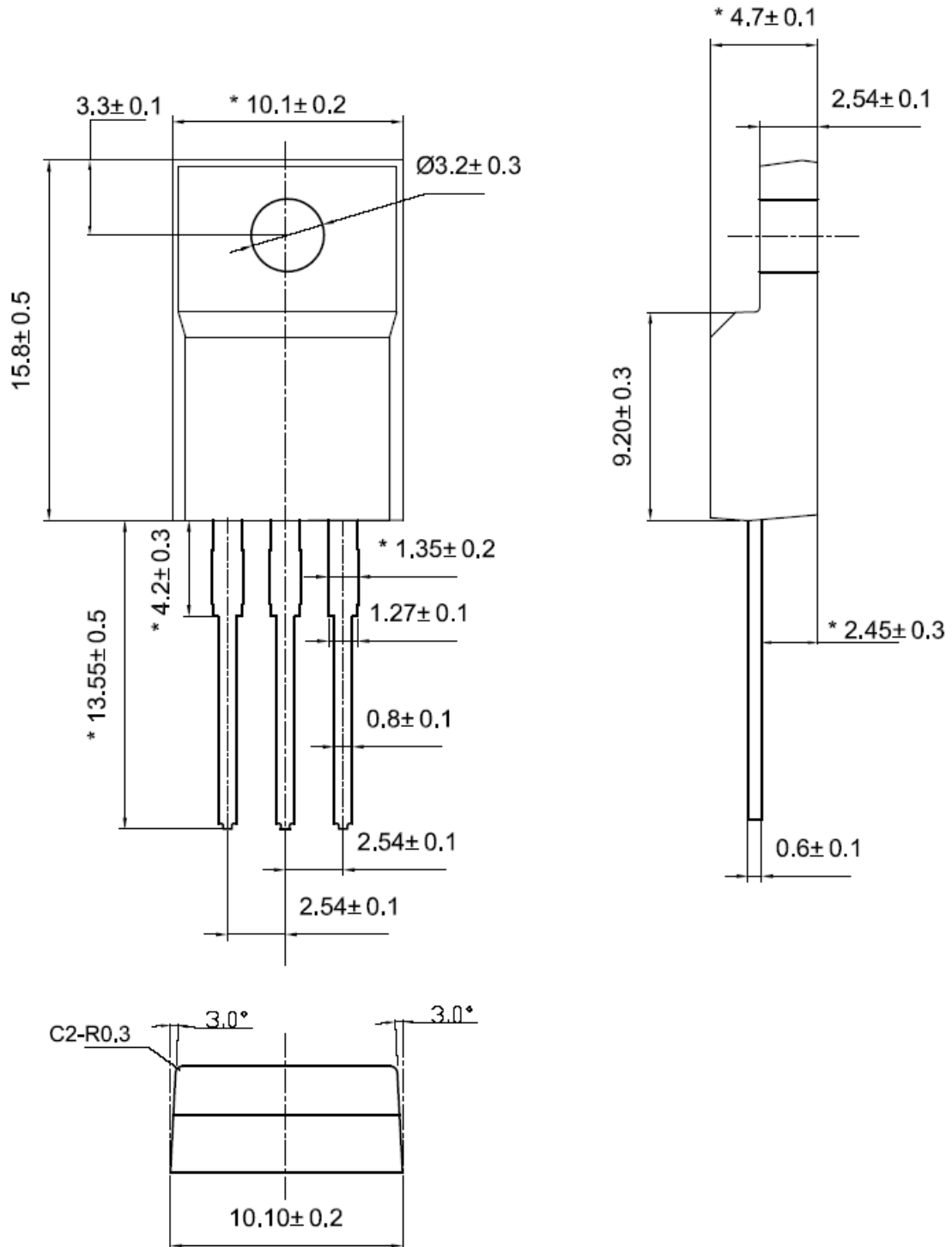
Typical Reverse Characteristics



Typical Junction Capacitance

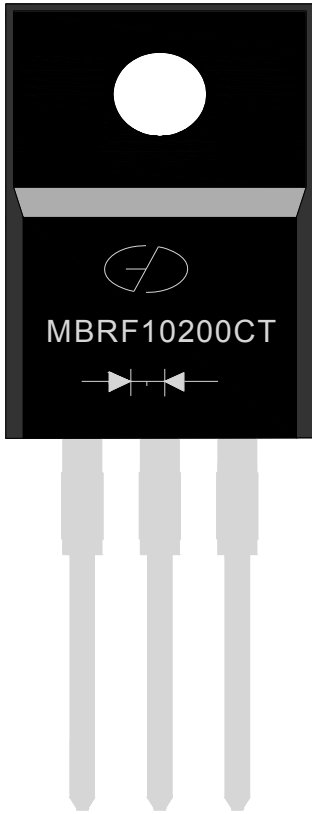


Package Outline (TO-220F-AB) UNIT:MM



Lead Frame Material : Copper Plating: Pure Tin Plating

MARKING



1. Part Name : MBRF10200CT

2. Logo Mark: 

3. Polarity: 