



Micro Commercial Components
 21201 Itasca Street Chatsworth
 CA 91311
 Phone: (818) 701-4933
 Fax: (818) 701-4939

MBRF2520CT THRU MBRF25100CT

Features

- Low Power Loss
- High Efficiency
- Low Forward Voltage , High Current Capability
- High surge capacity
- Case : ITO-220AB Full Molded Plastic Package

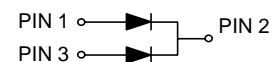
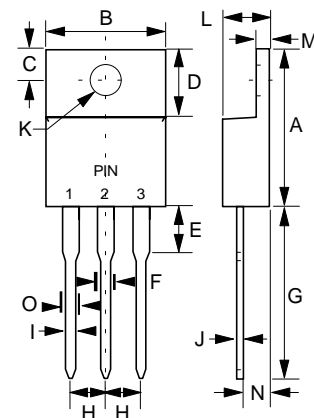
25 Amp Schottky Barrier Rectifier 20 to 100 Volts

Maximum Ratings

- Operating Junction Temperature: -50°C to +150°C
- Storage Temperature: -50°C to +150°C

Microsemi Catalog Number	Device Marking	Maximum Recurrent Peak Reverse Voltage	Maximum RMS Voltage	Maximum DC Blocking Voltage
MBRF2520CT	F2520CT	20V	14V	20V
MBRF2530CT	F2530CT	30V	21V	30V
MBRF2540CT	F2540CT	40V	26V	40V
MBRF2550CT	F2550CT	50V	35V	50V
MBRF2560CT	F2560CT	60V	42V	60V
MBRF2580CT	F2580CT	80V	56V	80V
MBRF25100CT	F25100CT	100V	70V	100V

ITO-220AB



Electrical Characteristics @ 25°C Unless Otherwise Specified

Average Forward Current	$I_{F(AV)}$	25 A	$T_C = 90^\circ\text{C}$
Peak Forward Surge Current	I_{FSM}	200A	8.3ms, half sine
Maximum Instantaneous Forward Voltage 2020CT-2040CT 2050CT-2060CT 2080CT-20100CT	V_F	.55V .75V .85V	$T_J = 25^\circ\text{C}$ $I_{FM} = 12.5\text{A};$
Maximum DC Reverse Current At Rated DC Blocking Voltage	I_R	0.5mA 50mA	$T_a = 25^\circ\text{C}$ $T_a = 100^\circ\text{C}$

DIMENSIONS

DIM	INCHES		MM		NOTE
	MIN	MAX	MIN	MAX	
A	.583	.606	14.80	15.40	
B	---	.406	---	10.30	
C	.100	.112	2.55	2.85	
D	.248	.272	6.30	6.90	
E	---	.161	---	4.10	
F	---	.071	---	1.80	
G	.512	.543	13.00	13.80	
H	.100		2.55		
I	---	.035	---	0.90	
J	---	.032	---	0.80	
K	.118	.134	3.00	3.40	∅
L	---	.189	---	4.80	
M	---	.130	---	3.30	
N	.098	.114	2.50	2.90	
O	---	.055	---	1.40	

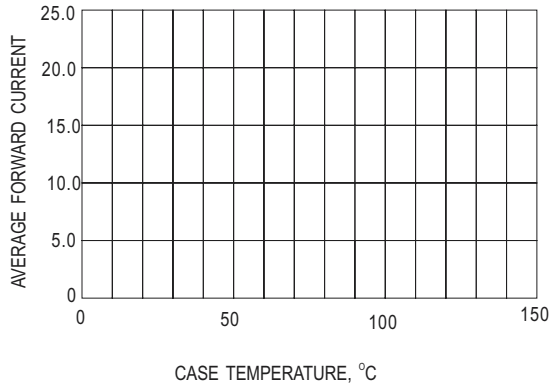


Fig.1- FORWARD CURRENT DERATING CURVE

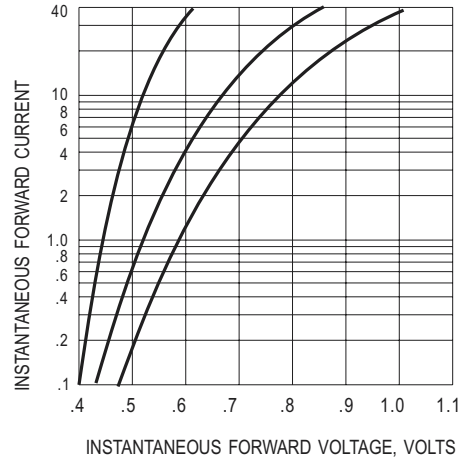


Fig.2- TYPICAL INSTANTANEOUS FORWARD CHARACTERISTIC

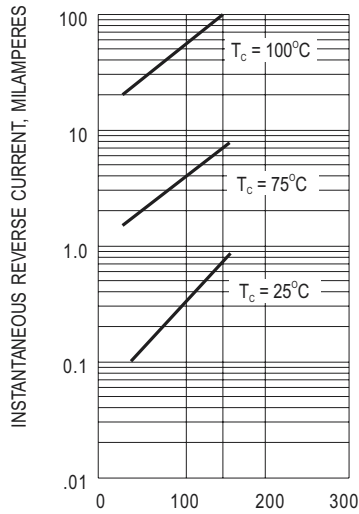


Fig.3- TYPICAL REVERSE CHARACTERISTIC

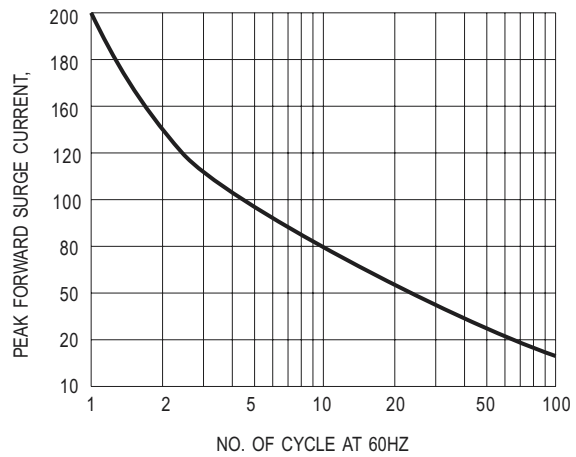


Fig.4- MAXIMUM NON-REPETITIVE SURGE CURRENT

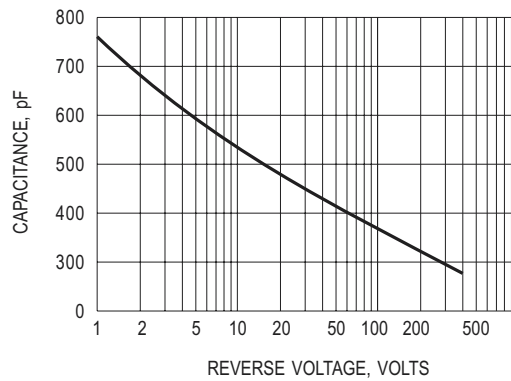


Fig.5- TYPICAL JUNCTION CAPACITANCE