

## Product Specification

GOODARK Type

**MBRH3045CT / MBRFH3045CT**

Construction : Schottky Barrier Rectifier

Application : For General Purpose

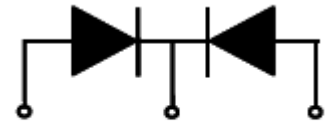
(Manufacturer) :

Suzhou Goodark Electronics Co.,Ltd

Prepared on April. 17<sup>th</sup>, 2012

Prepared: R & D Department

Approval: QRA Department



1. Anode 2.Cathode 3. Anode

### CONTENTS

1. Package Outline
2. Marking
3. Features& Mechanical Characteristics
4. Maximum Ratings and Electrical Characteristics
5. Rating and characteristic Curves
6. Packing Specification PACKAGING SPECIFICATION
7. Description of Box Label

### SCHOTTKY BARRIER RECTIFIER

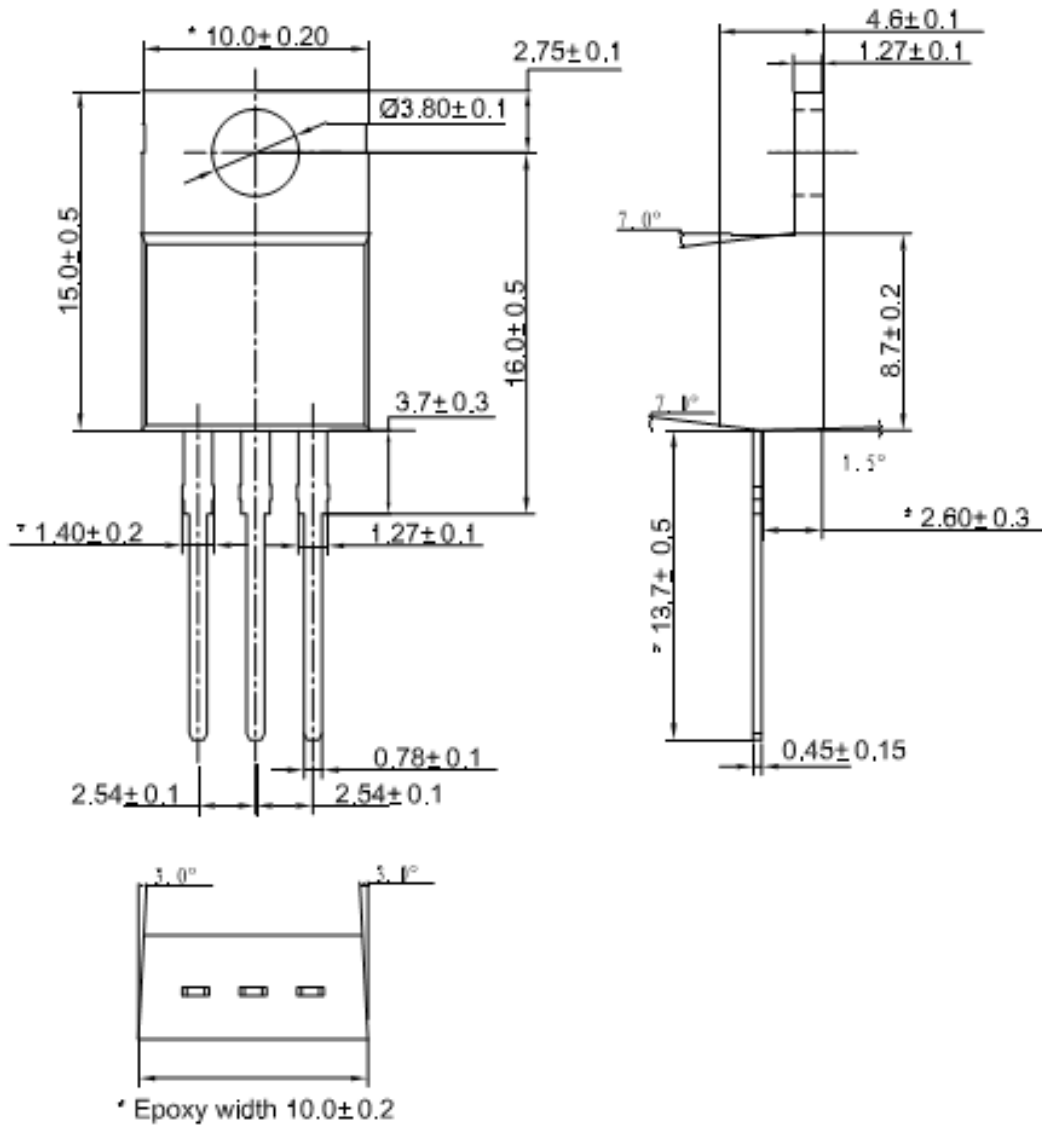
**30 AMPERES**

**45 VOLTS**

**Low Vf <0.55V(15A)**

### 1. Package Outline (TO220-AB)

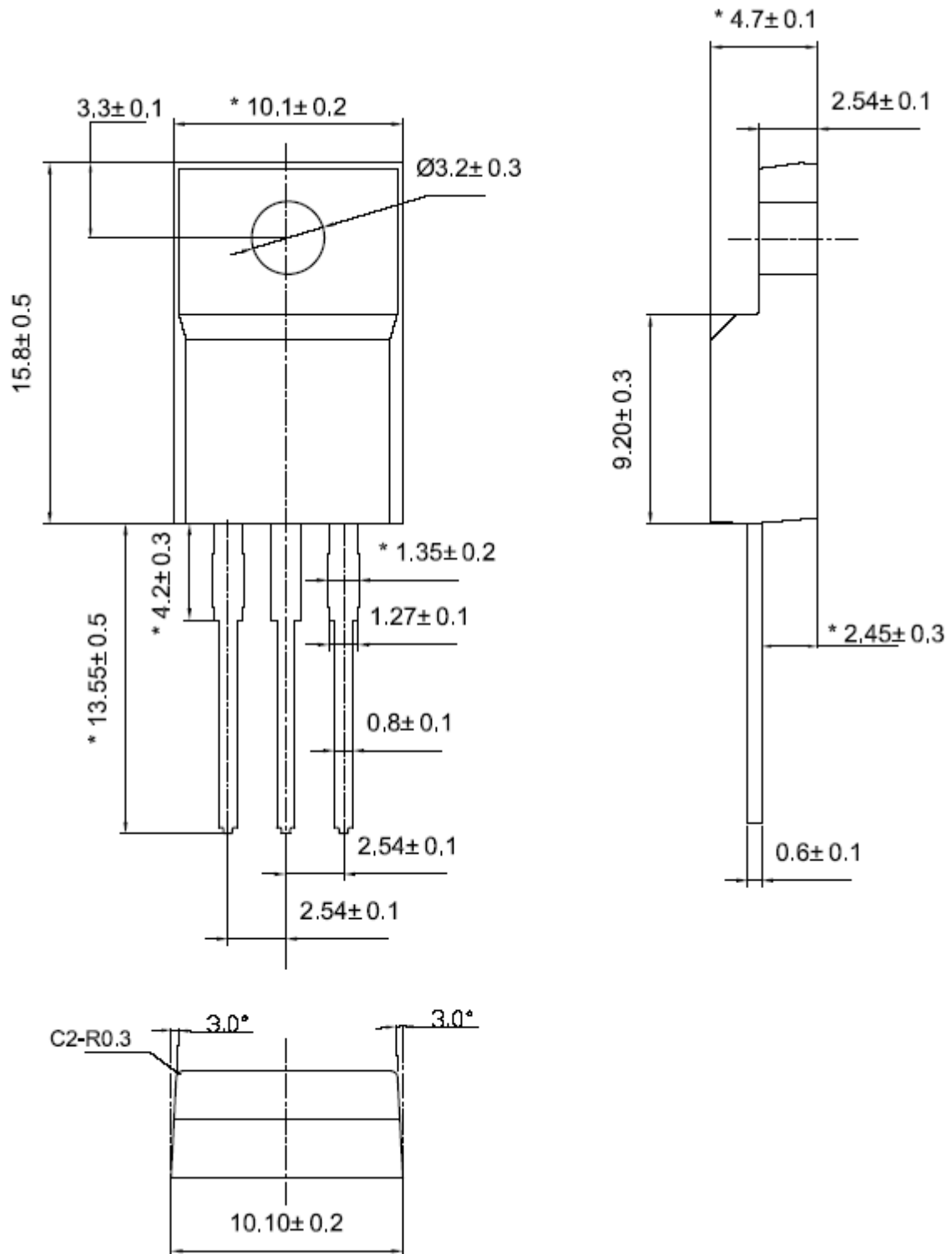
UNIT:mm



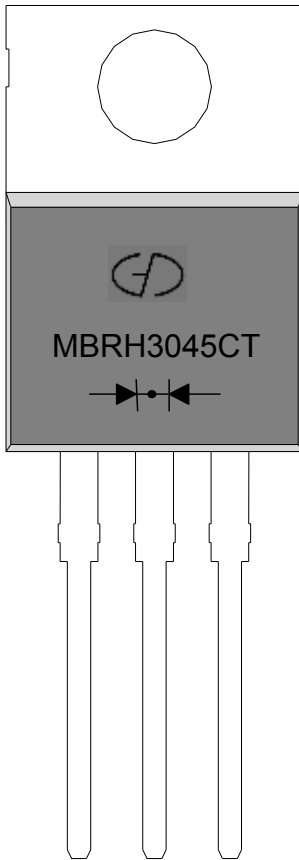
Lead Frame Material : Copper    Plating: Pure Tin Plating


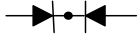
Package Outline (TO220F)

UNIT:mm



## 2.MARKING



1. Part Name : MBRH3045CT(TO220)  
MBRFH3045CT(TO220F)
2. Logo Mark: 
3. Polarity: 



### 3.Features& Mechanical Characteristics

#### Features

- Plastic package has underwriters Laboratory Flammability Classification 94V-0
- Dual rectifier construction, positive center tap
- Metal of silicon rectifier, majority carrier conduction
- Low forward voltage, high efficiency
- Guarding for over voltage protection
- For use in low voltage, high frequency inverters,
- Free wheeling, and polarity protection applications

#### Mechanical Characteristics

- Case: Epoxy, Molded
- Weight: 1.9grams (approximately)
- Finish: All External Surfaces Corrosion Resistant and Terminal Leads are Readily Solderable
- Lead Temperature for Soldering Purposes: 260°C Max.for10 sec
- Shipped 50 units per plastic tube

### 4.Maximum Ratings and Electrical Characteristics

MAXIMUM RATINGS and ELECTRICAL CHARACTERISTICS(TC=25°C unless otherwise moted)					
PARAMETER	TEST CONDITIONS		SYMBOL	MBR(F)H3045CT	UNIT
Maximum repetitive peak reverse voltage			VRRM	45	V
Working peak reverse voltage			VRWM	45	V
Maximum DC blocking voltage			VDC	45	V
Maximum average forward rectified current at Tc=105°C total device per diode			IF(AV)	30 15	A
Peak forward surge current 8.3ms single half sine-wave superimposed on rated load per diode			IFSM	200	A
Peak repetitive reverse current per leg at tp=2.0us , 1KHz			IRRM	1	A
Voltage rate of change (rated VR)			DV/dt	10000	V/us
Operating junction temperature range			TJ	-55 to +150	°C
Storage temperature range			TSTG	-55 to +150	°C
Isolation voltage (TO220F only) from terminal to heatsink t = 1 sec			VAC	1500	V
Maximum instantaneous forward voltage per leg	IF=15A IF=15A	TC=125°C TC=25°C	VF	0.46 0.55	V
Maximum reverse current per leg at working peak Reverse voltage	TJ=25°C TJ=100°C		IR	500 50	uA mA

#### Thermal Characteristics Ta=25°C unless otherwise noted

Symbol	Parameter	Max (TO220AB)	Max (TO220F)	Unit
RθJC	Thermal Resistance, Junction to Case per Leg	2.0	4.0	°C /W
RθJA	Thermal Resistance, Junction to Ambient per Leg	62.5	62.5	°C /W

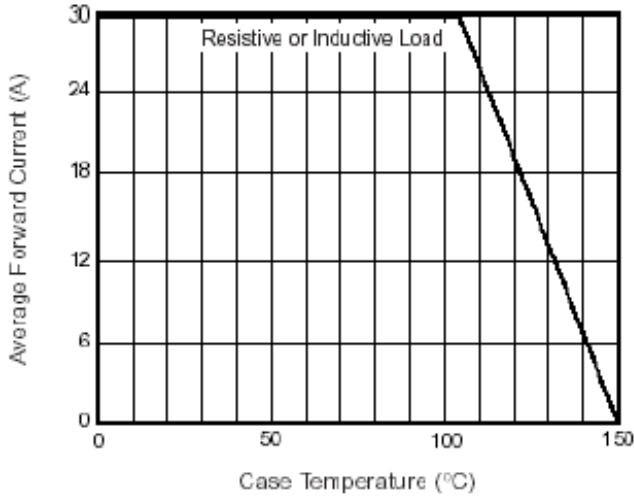
#### Note:

1. Screw mounting with 4-40 screw, where washer diameter is ≤4.9mm(0.19 ")
2. Pulse test:300us pulse width,1% duty cycle

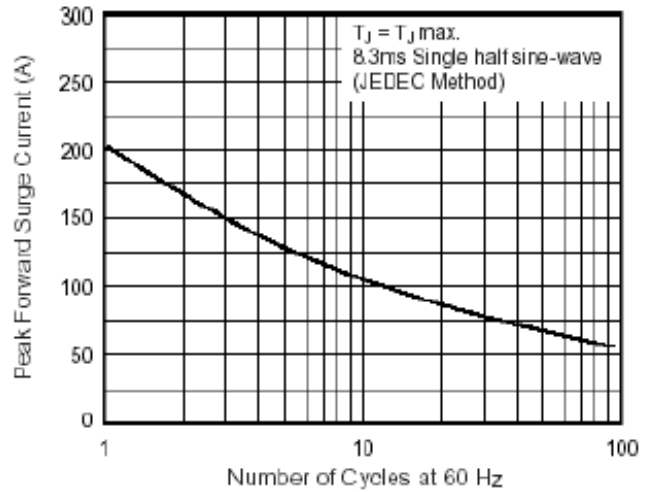
## 5. Rating and Characteristic Curves

( $T_c=25^\circ\text{C}$  Unless otherwise noted)

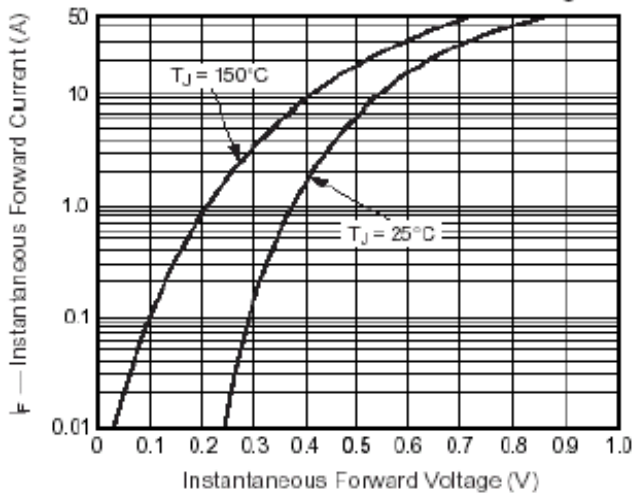
**Fig. 1 – Forward Current Derating Curve**



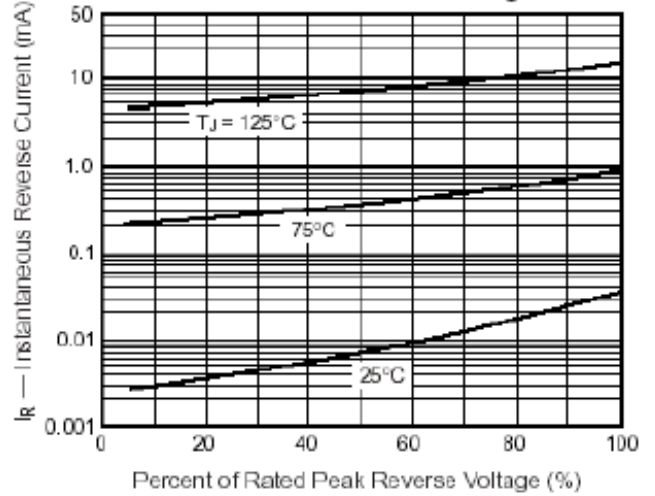
**Fig. 2 – M: Peak Forward Surge Current Per Leg**



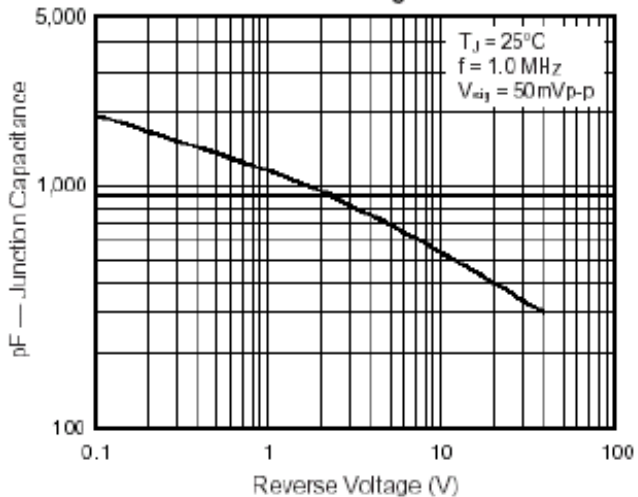
**Fig. 3 – Typical Instantaneous Forward Characteristics Per Leg**



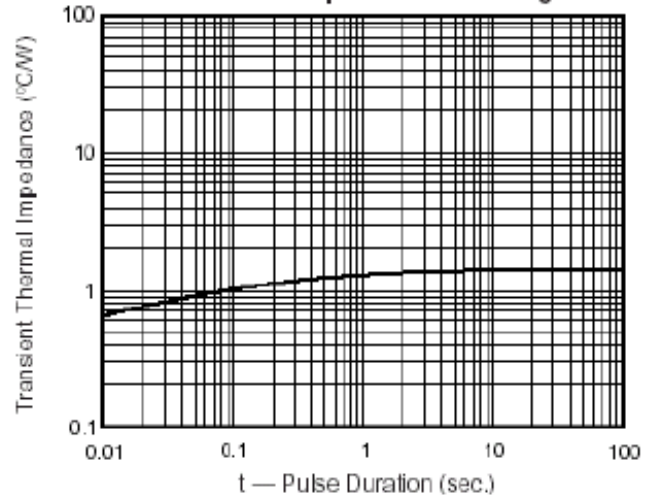
**Fig. 4 – Typical Reverse Characteristics Per Leg**






**Fig. 5 – Typical Junction Capacitance Per Leg**



**Fig. 6 – Typical Transient Thermal Impedance Per Leg**



## 6. Packing Specification

	
<p>1 ) Tube : 50units</p>	<p>2 ) Inner Box: 20 tube(1000units)</p>
	
<p>3 ) Outer Box: 10 inner box (10,000units)</p>	

## 7. DESCRIPTION of BOX LABEL

	<p>TYPE:        Q'TY:        P/O NO:        LOT NO:</p>
<p>1) Inner Box Label</p>	<p>2) Inner Box Label</p>
	<p>TYPE:        Q'TY:        P/O NO:</p>
<p>3) Outer Box Label</p>	<p>4) Outer Box Label</p>