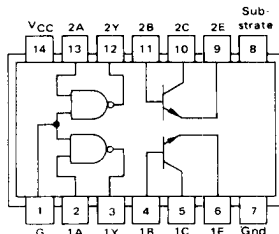


**MC3453**  
0 to 70°C  
L Suffix — Case 620  
P Suffix — Case 648  
Quad Current-Mode Driver with Common Inhibit Input. Current Sink is Approximately 12 mA

Input $V_{IH}$ mV Max.	$I_{IH}$ @ $V_{ID} = 0.5 V$ $\mu A$ Max.	$I_{IL}$ @ $V_{IL} = -2.0 V$ $\mu A$ Max.	$t_{PLH}$ ns Max.
+25	75	-10	25



**MC75450**  
0 to 70°C  
L Suffix — Case 632  
P Suffix — Case 646  
Dual Peripheral Positive AND Driver, plus two non-committed NPN output transistors.

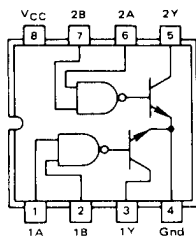
Positive Logic: Y - AG (gate only)  
C - AG (gate and transistor)

**GATE**

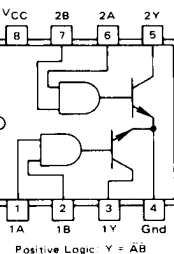
$V_{OH}$ @ $I_{OH} = -400 \mu A$ Volts Max.	$V_{OL}$ @ $I_{OL} = 16 mA$ Volts Max.	$t_{PLH}$ @ $C_L = 15 pF$ ns Max.
2.4	0.4	14

**TRANSISTOR**

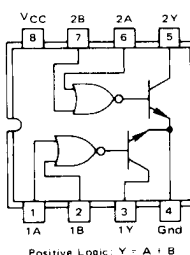
$BV_{CEO}$ Volts Min.	$BV_{EBO}$ Volts Min.	$h_{FE}$ @ $V_{CE} = 3.0 V, I_C = 300 mA$ Min.
35	5.0	30



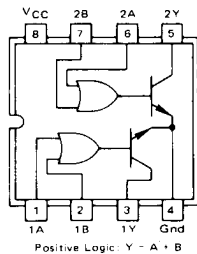
**MC75451**  
**MC75461**  
0 to 70°C  
P Suffix — Case 626  
U Suffix — Case 693  
Dual Peripheral Positive AND Driver with Logic Gate Outputs Internally Connected to NPN output transistors.  
 $V_O$  (max) = 30 V — MC75451  
= 35 V — MC75461



**MC75452**  
**MC75462**  
0 to 70°C  
P Suffix — Case 626  
U Suffix — Case 693  
Dual Positive NAND driver with Logic Gate Outputs Internally Connected to NPN Output Transistors.  
 $V_O$  (max) = 30 V — MC75452  
= 35 V — MC75462



**MC75453**  
**MC75463**  
0 to 70°C  
P Suffix — Case 626  
U Suffix — Case 693  
Dual Positive OR Driver With Logic Gate Outputs Internally Connected to NPN Output Transistors.  
 $V_O$  (max) = 30 V — MC75453  
= 35 V — MC75463



**MC75454**  
**MC75464**  
0 to 70°C  
P Suffix — Case 626  
U Suffix — Case 693  
Dual Positive NOR Driver with Logic Gate Output Internally Connected to NPN Output Transistors  
 $V_O$  (max) = 30 V — MC75454  
= 35 V — MC75464

**MC75451, MC75452, MC75453, MC75454**

$I_{OH}$ @ $V_{OH} = 30 V$ $\mu A$ Max.	$V_{OL}$ @ $I_{OL} = 300 mA$ Volts Max.	$I_{IH}$ @ $V_{IH} = 2.4 V$ $\mu A$ Max.	$I_{IL}$ @ $V_{IL} = 0.4 V$ $\mu A$ Max.
100	0.7	40	-1.6

**MC75461, MC75462, MC75463, MC75464**

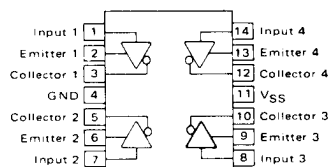
$I_{OH}$ @ $V_{OH} = 35 V$ $\mu A$ Max.	$V_{OH}$ (After Switching) @ $V_{CC} = 35 V, I_O = 300 mA$ mV Max.
100	-10

**INSTRUMENTATION INTERFACE**

Digital techniques are rapidly invading instrumentation systems.

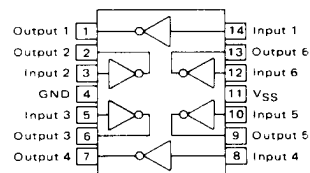
**NUMERIC DISPLAY INTERFACE**

**MC75491**  
0 to 70°C  
P Suffix — Case 646  
Quad LED Segment Driver for common-cathode displays. MOS compatible inputs.



$I_I$ @ $V_I = 10 V$ mA Max.	$V_{CE}$ @ $I_{CE} = 50 mA$ Volts Max.	$V_{SS}$ Volts Max.
3.3	1.2	10

**MC75492**  
0 to 70°C  
P Suffix — Case 646  
Hex LED Digit Driver for common-cathode displays. MOS compatible inputs.



$I_I$ @ $V_I = 10 V$ mA Max.	$V_{OL}$ @ $I_{OL} = 250 mA$ Volts Max.	$V_{SS}$ Volts Max.
3.3	1.2	10