


1005(0402)Size chip capacitors : MCH15

- Miniture, light weight
- Suitable for mobile devices
- Lead-free plating terminal
- No polarity



Quick Reference

The design and specifications are subject to change without prior notice. Before ordering or using, please check the latest technical specifications. For more detail information regarding temperature characteristic code and packaging style code, please check product destination.

Range of thermal compensation capacitors

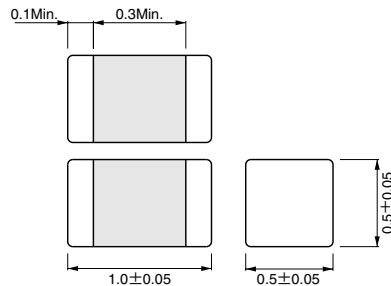
MCH15	Temperature	A,AN (CG) (COG) (CH) Characteristic			Packing style code
	Rated voltage(V)	50V			
	Product thickness(mm)	0.5±0.05			
	Capacitance(pF)	0.5~220			
Capacitance tolerance	〈over 11pF〉 : J (±5%), 〈0.5~5pF〉 : C (±0.25pF), 〈5.1~10pF〉 : D (±0.5pF)				K, L, C
Nominal capacitance series	E24				

Range of high dielectric constant capacitors

MCH15	Temperature	CN (R) (B) (X7R) Characteristic			CN (X5R) Characteristic	Packing style code
	Rated voltage(V)	50V	25V	16V	10V	
	Product thickness(mm)	0.5±0.05				
	Capacitance(pF)	220~6,800		10,000~47,000	68,000~100,000	
Capacitance tolerance	10,000 K (±10%)				K, L, C	
Nominal capacitance series	E6					

MCH15	Temperature	FN (F) (Y5V) Characteristic			Packing style code
	Rated voltage(V)	50V	25V	16V	
	Product thickness(mm)	0.5±0.05			
	Capacitance(pF)	1,000~10,000	22,000	47,000~100,000	
Capacitance tolerance	Z (+80%, -20%)				K, L, C
Nominal capacitance series	E3				

External dimensions (Unit : mm)



Production designation

Code	Product thickness	Packing specification	Reel	Basic ordering unit(pcs.)
K	0.5mm	Paper tape (width 8mm, pitch 2mm)	φ 180mm (7in.)	10,000
L	0.5mm	Paper tape (width 8mm, pitch 2mm)	φ 330mm (13in.)	50,000
C	0.5mm	Bulk case	—	50,000

Reel (φ 180, φ 330mm): compatible with EIAJ ET-7200A
Bulk case: compatible with EIAJ ET-7201A

Part No.

Packing Style



Rated voltage	
Code	Voltage
4	10V
3	16V
2	25V
5	50V

Capacitance-temperature characteristics				Nominal capacitance	Capacitance tolerance	
Code	EIA code	Operating temp. range(°C)	Temp. coefficient or percent change		Code	Tolerance
A,AN	CG (COG)	-55~+125	0±30ppm/°C	3-digit designation accordijg to IEC	C	±0.25pF (0.5~5pF)
	CH	-55~+125	0±60ppm/°C		D	±0.5pF (5.1~10pF)
CN	R	-55~+125	±15%		J	±5% (11pF or more)
	B	-25~+85	±10%		K	±10%
	(X5R)	(-55~+85)	(±15%)		Z	+80%, -20%
FN	(X7R)	(-55~+125)	(±15%)			
	F	-25~+85	+30%, -80%			
	(Y5V)	(-30~+85)	(+22%, -82%)			



Product No. list

Thermal compensation capacitors

Capacitance(pF)	Temperature		A*AN(CG)(COG)(CH)Characteristic
	Rated voltage(V)		
	Tolerance	Product thickness(mm)	50V
0.5	C(±0.25pF)	0.5±0.05	MCH155A(AN)0R5C*
0.75			MCH155A(AN)R75C*
1.0			MCH155A(AN)010C*
1.1			MCH155A(AN)1R1C*
1.2			MCH155A(AN)1R2C*
1.3			MCH155A(AN)1R3C*
1.5			MCH155A(AN)1R5C*
1.6			MCH155A(AN)1R6C*
1.8			MCH155A(AN)1R8C*
2.0			MCH155A(AN)020C*
2.2			MCH155A(AN)2R2C*
2.4			MCH155A(AN)2R4C*
2.7			MCH155A(AN)2R7C*
3.0			MCH155A(AN)030C*
3.3			MCH155A(AN)3R3C*
3.6			MCH155A(AN)3R6C*
3.9			MCH155A(AN)3R9C*
4.0			MCH155A(AN)040C*
4.3			MCH155A(AN)4R3C*
4.7			MCH155A(AN)4R7C*
5.0	MCH155A(AN)050C*		
5.1	D(±0.5pF)	0.5±0.05	MCH155A(AN)5R1D*
5.6			MCH155A(AN)5R6D*
6			MCH155A(AN)060D*
6.2			MCH155A(AN)6R2D*
6.8			MCH155A(AN)6R8D*
7			MCH155A(AN)070D*
7.5			MCH155A(AN)7R5D*
8			MCH155A(AN)080D*
8.2			MCH155A(AN)8R2D*
9			MCH155A(AN)090D*
9.1	MCH155A(AN)9R1D*		
10	MCH155A(AN)100D*		

Capacitance(pF)	Temperature		A*AN(CG)(COG)(CH)Characteristic
	Rated voltage(V)		
	Tolerance	Product thickness(mm)	50V
11	J(±5%)	0.5±0.05	MCH155A(AN)110J*
12			MCH155A(AN)120J*
13			MCH155A(AN)130J*
15			MCH155A(AN)150J*
16			MCH155A(AN)160J*
18			MCH155A(AN)180J*
20			MCH155A(AN)200J*
22			MCH155A(AN)220J*
24			MCH155A(AN)240J*
27			MCH155A(AN)270J*
30			MCH155A(AN)300J*
33			MCH155A(AN)330J*
36			MCH155A(AN)360J*
39			MCH155A(AN)390J*
43			MCH155A(AN)430J*
47			MCH155A(AN)470J*
51			MCH155A(AN)510J*
56			MCH155A(AN)560J*
62			MCH155A(AN)620J*
68			MCH155A(AN)680J*
75			MCH155A(AN)750J*
82			MCH155A(AN)820J*
91	MCH155A(AN)910J*		
100	MCH155A(AN)101J*		
110	MCH155A(AN)111J*		
120	MCH155A(AN)121J*		
130	MCH155A(AN)131J*		
150	MCH155A(AN)151J*		
160	MCH155A(AN)161J*		
180	MCH155A(AN)181J*		
200	MCH155A(AN)201J*		
220	MCH155A(AN)221J*		

*: Packaging Code

High dielectric constant capacitors

Capacitance(pF)	Temperature		CN(R)(B)(X7R)Characteristic			CN(X5R)Characteristic	
	Rated voltage(V)		50V	25V	16V	10V	
	Tolerance	Product thickness(mm)	Product No.	Product No.	Product No.	Product No.	
220	K(±10%)	0.5±0.05	MCH155CN221K*				
330			MCH155CN331K*				
470			MCH155CN471K*				
680			MCH155CN681K*				
1,000			MCH155CN102K*				
1,500			MCH155CN152K*				
2,200			MCH155CN222K*				
3,300			MCH155CN332K*				
4,700			MCH155CN472K*				
6,800			MCH155CN682K*				
10,000					MCH152CN103K*	MCH153CN103K*	
15,000						MCH153CN153K*	
22,000						MCH153CN223K*	
33,000						MCH153CN333K*	
47,000						MCH153CN473K*	
68,000							MCH154CN683K*
100,000							MCH154CN104K*

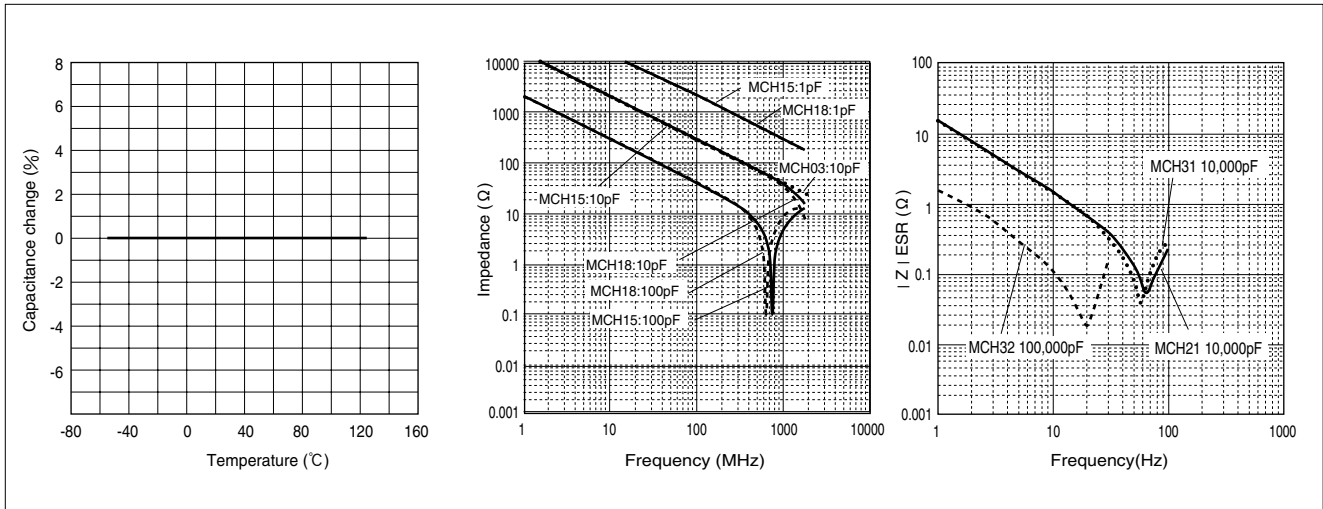
*: Packaging Code

Capacitance(pF)	Temperature		FN(F)(Y5V)Characteristic			
	Rated voltage(V)		50V	25V	16V	
	Tolerance	Product thickness(mm)	Product No.	Product No.	Product No.	
1,000	Z(+80%, -20%)	0.5±0.05	MCH155FN102Z*			
2,200			MCH155FN222Z*			
4,700			MCH155FN472Z*			
10,000			MCH155FN103Z*			
22,000					MCH152FN223Z*	
47,000						MCH153FN473Z*
100,000					MCH153FN104Z*	

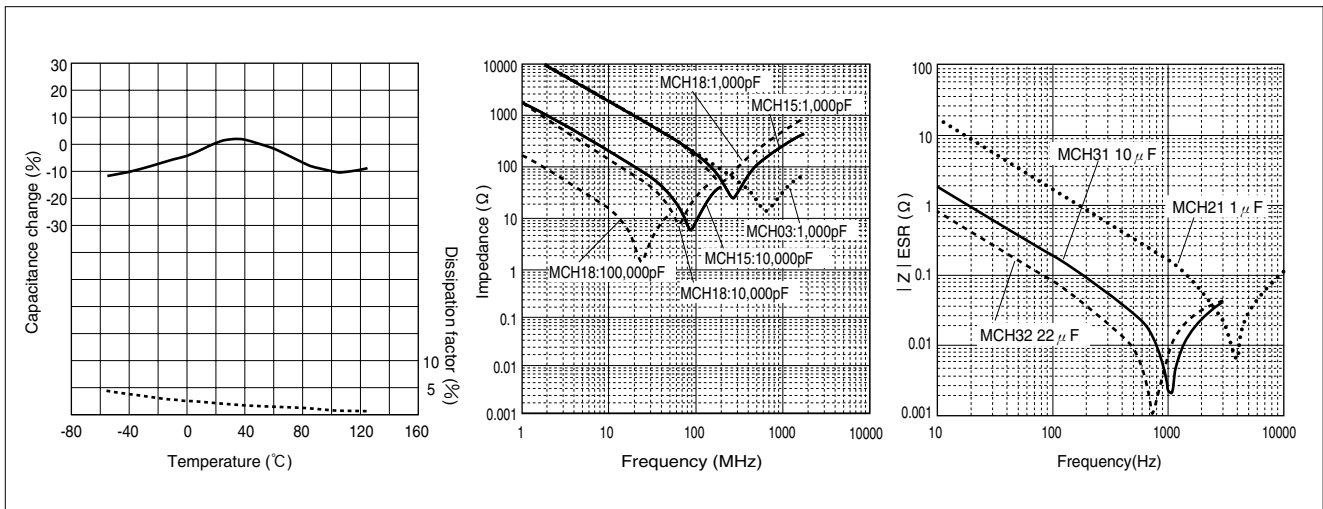
*: Packaging Code

■ Characteristics

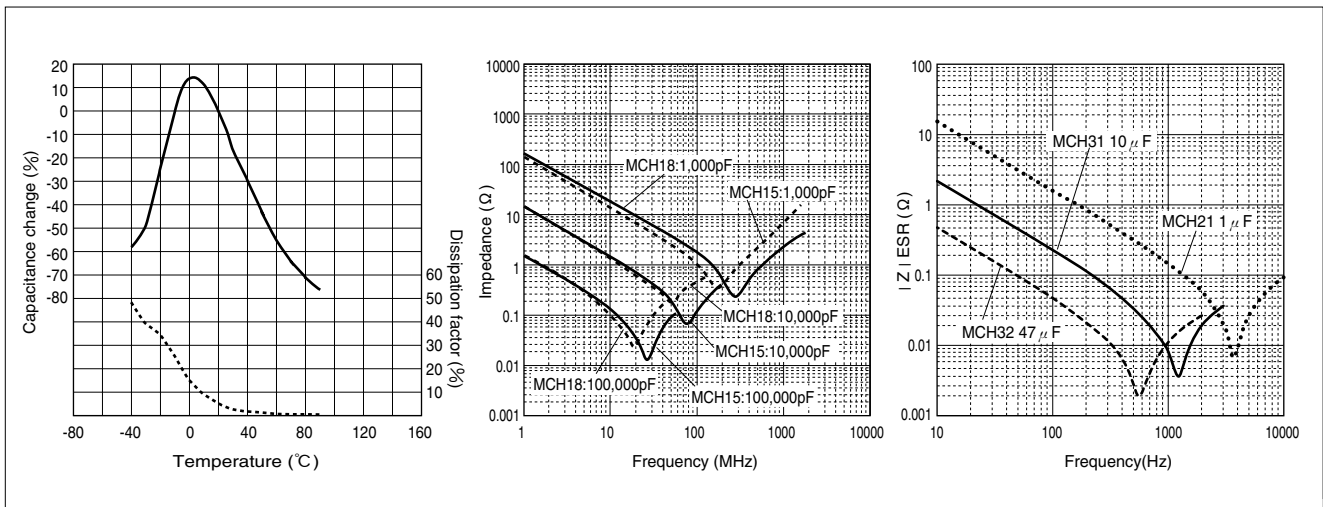
● A (CG) (C0G) (CH) Characteristics



● CN (R) (B) (X5R) (X7R) Characteristics



● FN (F) (Y5V) Characteristics



■ Packing specification

● Carrier tape dimensions (Unit:mm)

MCH03

Code	A	B	C	D	E	F	H	J	t	t1
MCH03	0.37 ±0.03	0.67 ±0.03	8.0 ±0.2	3.5 ±0.05	1.75 ±0.1	2.0 ±0.05	4.0 ±0.1	φ1.5 +0.1 0	0.42 ±0.02	0.5 MAX

MCH15

Code	A	B	C	D	E	F	H	J	t	t1
MCH15	0.65 ±0.05	1.15 ±0.05	8.0 ±0.2	3.5 ±0.05	1.75 ±0.1	2.0 ±0.05	4.0 ±0.1	φ1.5 +0.1 0	0.7 ±0.05	0.8 MAX

MCH18

Code	A	B	C	D	E	F	G	H	J	t	t1
MCH18	1.0 ±0.05	1.8 ±0.05	8.0 ±0.3	3.5 ±0.05	1.75 ±0.1	4.0 ±0.1	2.0 ±0.05	4.0 ±0.1	φ1.5 +0.1 0	1.05 MAX.	1.2 MAX.

MCH21

Code	A	B	C	D	E	F	G	H	J	t		
										Paper	t1	t1
MCH21	1.5 ±0.2	2.3 ±0.2	8.0 ±0.3	3.5 ±0.05	1.75 ±0.1	4.0 ±0.1	2.0 ±0.05	4.0 ±0.1	φ1.5 +0.1 0	1.1 MAX.	0.3 MAX.	2.5 MAX.

MCH31

Code	A	B	C	D	E	F	G	H	J	t		
										Paper	t1	t1
MCH31	1.9 ±0.2	3.5 ±0.2	8.0 ±0.3	3.5 ±0.05	1.75 ±0.1	4.0 ±0.1	2.0 ±0.05	4.0 ±0.1	φ1.5 +0.1 0	1.1 MAX.	0.3 MAX.	2.5 MAX.

MCH32

Code	A	B	C	D	E	F	G	H	J	t		
										Paper	t1	t1
MCH32	2.9	3.6	8.0±0.3 (12±0.3)	3.5±0.05 (5.0±0.03)	1.75 ±0.1	4.0 ±0.1	2.0 ±0.05	4.0 ±0.1	φ1.5 +0.1 0	0.6 MAX.	2.5MAX. (6.5MAX.)	

() 内は製品厚みの2.5mmに適用

MCH43

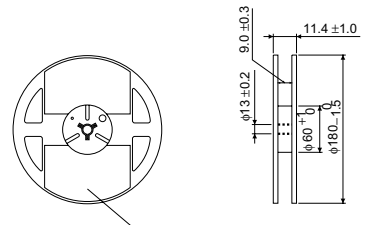
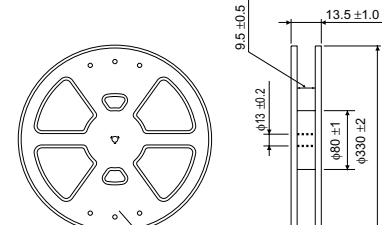
Code	A	B	C	D	E	F	G	H	J	t	
										Paper	t1
MCH43	3.6	4.9	12.0 ±0.3	5.5 ±0.05	1.75 ±0.1	8.0 ±0.1	2.0 ±0.05	4.0 ±0.1	φ1.5 +0.1 0	0.6 MAX.	6.5 MAX.

MCH55

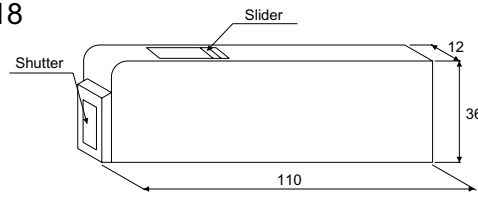
Code	A	B	C	D	E	F	G	H	J	t	
										Paper	t1
MCH55	5.4	6.1	12.0 ±0.3	5.5 ±0.05	1.75 ±0.1	8.0 ±0.1	2.0 ±0.05	4.0 ±0.1	φ1.5 +0.1 0	0.6 MAX.	6.5 MAX.

■ Packing specification

● Reel dimensions (Unit:mm)

φ180mm Plastic reel	φ330mm Plastic reel
MCH03 MCH15 MCH18 MCH21 MCH31 MCH32 MCH43 MCH55	MCH15 MCH18
	

● Bulk case dimensions (Unit:mm)

EIAJ ET-7201A compliant
MCH15 MCH18


- For fundamental considerations on capacitors, refer to Electric Industries Association of Japan, technical report, "EIAJ RCR-2333, Guideline of notabilia for fixed multilayer ceramic capacitors for use in electronic equipment".

● The contents described herein are correct as of Sep, 2003.

● ROHM assumes no responsibility for the use of any circuits described herein, conveys no license under any patent or other right, and makes no representations that the circuits are free from patent infringement. Specifications subject to change without notice for the purpose of improvement.

The products listed in this catalog are designed to be used with ordinary electronic equipment or devices (such as audio visual equipment, office-automation equipment, communications devices, electrical appliances and electronic toys). Should you intend to use these products with equipment or devices which require an extremely high level of reliability and the malfunction of which would directly endanger human life (such as medical instruments, transportation equipment, aerospace machinery, nuclear-reactor controllers, fuel controllers and other safety devices), please be sure to consult with our sales representative in advance.

Excellence in Electronics



ROHM CO., LTD.

21, Saiin Mizosaki-cho, Ukyo-ku, Kyoto
 615-8585, Japan
 TEL: (075)311-2121 FAX: (075)315-0172
 URL: <http://www.rohm.com>

Contact us for further information about the products.

Atlanta U.S.A. / ROHM ELECTRONICS EASTERN SALES DIVISION
 (DIVISION OF ROHM ELE.U.S.A.,LLC)
 TEL: +1(770)754-5972 FAX: +1(770)754-0691

Dallas U.S.A. / ROHM ELECTRONICS CENTRAL SALES DIVISION
 (DIVISION OF ROHM ELE.U.S.A.,LLC)
 TEL: +1(972)312-8818 FAX: +1(972)312-0330

San Diego U.S.A. / ROHM ELECTRONICS WESTERN SALES DIVISION
 (DIVISION OF ROHM ELE.U.S.A.,LLC)
 TEL: +1(858)625-3630 FAX: +1(858)625-3670

Germany / ROHM ELECTRONICS GERMANY SALES DIVISION
 (DIVISION OF ROHM ELECTRONICS GMBH)
 TEL: +49(2154)9210 FAX: +49(2154)921400

United Kingdom / ROHM ELECTRONICS UK SALES DIVISION
 (DIVISION OF ROHM ELECTRONICS GMBH)
 TEL: +44(1)908-282-866 FAX: +44(1)908-282-528

France / ROHM ELECTRONICS FRANCE SALES DIVISION
 (DIVISION OF ROHM ELECTRONICS GMBH)
 TEL: +33(1)41 23 14 00 FAX: +33(1)41 23 14 30

Hong Kong China / ROHM ELECTRONICS (H.K.) CO., LTD.
 TEL: +852(2)7406262 FAX: +852(2)3758971

Shanghai China / ROHM ELECTRONICS (SHANGHAI) CO., LTD.
 TEL: +86(21)6279-2727 FAX: +86(21)6247-2066

Dalian China / ROHM ELECTRONICS TRADING (DALIAN) CO., LTD.
 TEL: +86(41)1230-8549 FAX: +86(41)1230-8537

Beijing China / BEIJING REPRESENTATIVE OFFICE
 TEL: +86(10)8451-2426 FAX: +86(10)6460-9518

Taiwan / ROHM ELECTRONICS TAIWAN CO., LTD.
 TEL: +886(2)2500-6956 FAX: +886(2)2503-2869

Korea / ROHM ELECTRONICS KOREA CORPORATION
 TEL: +82(2)8182-700 FAX: +82(2)8182-715

Singapore / ROHM ELECTRONICS ASIA PTE. LTD. (RES/REI)
 TEL: +65-332-2322 FAX: +65-332-5662

Malaysia / ROHM ELECTRONICS (MALAYSIA) SDN. BHD.
 TEL: +60(3)7958-8355 FAX: +60(3)7958-8377

Philippines / ROHM ELECTRONICS (PHILIPPINES) SALES CORPORATION
 TEL: +63(2)807-6872 FAX: +63(2)809-1422

Thailand / ROHM ELECTRONICS (THAILAND) CO., LTD.
 TEL: +66(2)254-4890 FAX: +66(2)256-6334

Appendix

Notes

- No technical content pages of this document may be reproduced in any form or transmitted by any means without prior permission of ROHM CO.,LTD.
- The contents described herein are subject to change without notice. The specifications for the product described in this document are for reference only. Upon actual use, therefore, please request that specifications to be separately delivered.
- Application circuit diagrams and circuit constants contained herein are shown as examples of standard use and operation. Please pay careful attention to the peripheral conditions when designing circuits and deciding upon circuit constants in the set.
- Any data, including, but not limited to application circuit diagrams information, described herein are intended only as illustrations of such devices and not as the specifications for such devices. ROHM CO.,LTD. disclaims any warranty that any use of such devices shall be free from infringement of any third party's intellectual property rights or other proprietary rights, and further, assumes no liability of whatsoever nature in the event of any such infringement, or arising from or connected with or related to the use of such devices.
- Upon the sale of any such devices, other than for buyer's right to use such devices itself, resell or otherwise dispose of the same, no express or implied right or license to practice or commercially exploit any intellectual property rights or other proprietary rights owned or controlled by
- ROHM CO., LTD. is granted to any such buyer.
- Products listed in this document use silicon as a basic material.
Products listed in this document are no antiradiation design.

The products listed in this document are designed to be used with ordinary electronic equipment or devices (such as audio visual equipment, office-automation equipment, communications devices, electrical appliances and electronic toys).

Should you intend to use these products with equipment or devices which require an extremely high level of reliability and the malfunction of which would directly endanger human life (such as medical instruments, transportation equipment, aerospace machinery, nuclear-reactor controllers, fuel controllers and other safety devices), please be sure to consult with our sales representative in advance.

About Export Control Order in Japan

Products described herein are the objects of controlled goods in Annex 1 (Item 16) of Export Trade Control Order in Japan.

In case of export from Japan, please confirm if it applies to "objective" criteria or an "informed" (by MITI clause) on the basis of "catch all controls for Non-Proliferation of Weapons of Mass Destruction.