



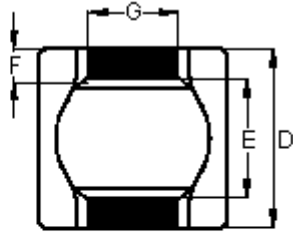
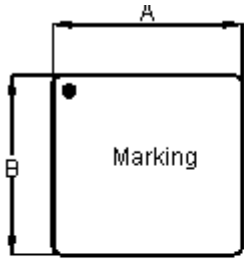
PART NO.

MCSC5018-2R7MU

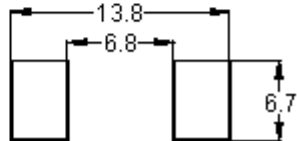
REVISIONS

ECN #	REV	DESCRIPTION	DRAWN	DATE	CHECKD	DATE	APPRVD	DATE
-	A	RELEASED	Shashi	07/2/11	Jagan	07/2/11	Farnell	21/2/11

Configurations and Dimensions

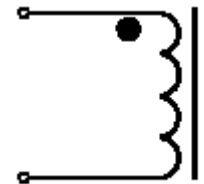


A	12.6 ±0.4 mm	-
B	12.6 ±0.4 mm	-
C	4.6 ±0.4 mm	-
D	12.7 ±0.4 mm	-
E	7.6 ±0.4 mm	-
F	2.4 mm	(Reference)
G	5 ±0.4 mm	-



Dimensions : Millimetres

Schematic Diagram



Note:

1. Wire FW031240054505T5-A28
2. 5.5TS

Marking : 2R7 1. The long pin is the beginning of winding.
YYWW

Electrical Characteristics

300KHz 0.25V	L	2.7µH ±20%
Ta = 25°C	DCR	4.3mΩ ±7%
300KHz 0.25V I _{rms} = 15A (Maximum)	L at I _{rms}	2.22µH (Reference)
300KHz 0.25V I _{max} = 24A (Maximum)	L at I _{max}	1.93µH (Reference)

Operating temperature: -40°C to +150°C

Note

- I_{rms} : DC current rating at 50°C temperature raise (typical)
I_{max} : DC current rating at 100°C temperature raise (typical)

Test Data for Mechanical

Test Item	A mm	B mm	C mm	D mm	E mm	F mm	G mm
Specification	12.6 ±0.4	12.6 ±0.4	4.6 ±0.4	12.7 ±0.4	7.6 ±0.4	2.4 (Reference)	5 ±0.4
1	12.75	12.76	4.76	12.77	7.75	2.38	4.74
2	12.76	12.77	4.82	12.8	7.69	2.39	4.79
3	12.73	12.74	4.79	12.83	7.78	2.38	4.84
4	12.76	12.76	4.71	12.87	7.69		4.88
5	12.74	12.75	4.73	12.76	7.75	2.39	4.86
Average	12.75	12.76	4.76	12.81	7.73	2.38	4.82

This data sheet and its contents (the "Information") belong to the Premier Farnell Group (the "Group") or are licensed to it. No licence is granted for the use of it other than for information purposes in connection with the products to which it relates. No licence of any intellectual property rights is granted. The Information is subject to change without notice and replaces all data sheets previously supplied. The Information supplied is believed to be accurate but the Group assumes no responsibility for its accuracy or completeness, any error in or omission from it or for any use made of it. Users of this data sheet should check for themselves the Information and the suitability of the products for their purpose and not make any assumptions based on information included or omitted. Liability for loss or damage resulting from any reliance on the Information or use of it (including liability resulting from negligence or where the Group was aware of the possibility of such loss or damage arising) is excluded. This will not operate to limit or restrict the Group's liability for death or personal injury resulting from its negligence. SPC MULTICOMP is the registered trademark of the Group. © Premier Farnell plc 2011.

TOLERANCES:

UNLESS OTHERWISE SPECIFIED, DIMENSIONS ARE FOR REFERENCE PURPOSES ONLY.

DRAWN BY:	DATE:
Shashi	07/02/11
CHECKED BY:	DATE:
Jagan	07/02/11
APPROVED BY:	DATE:
Farnell	21/02/11

DRAWING TITLE:

Inductor

SIZE	DWG NO.	ELECTRONIC FILE	REV
A	M10002651	SC5018-2R7MU	A
SCALE: NTS	U.O.M.: mm	SHEET: 1 OF 3	



PART NO.

MCSC5018-2R7MU

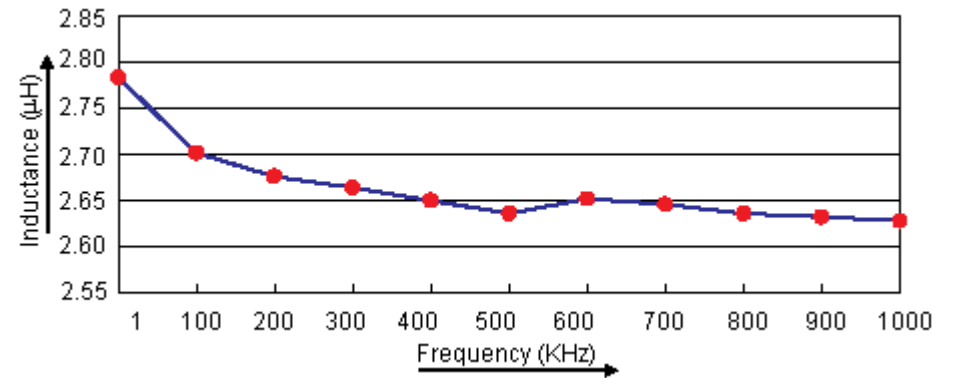
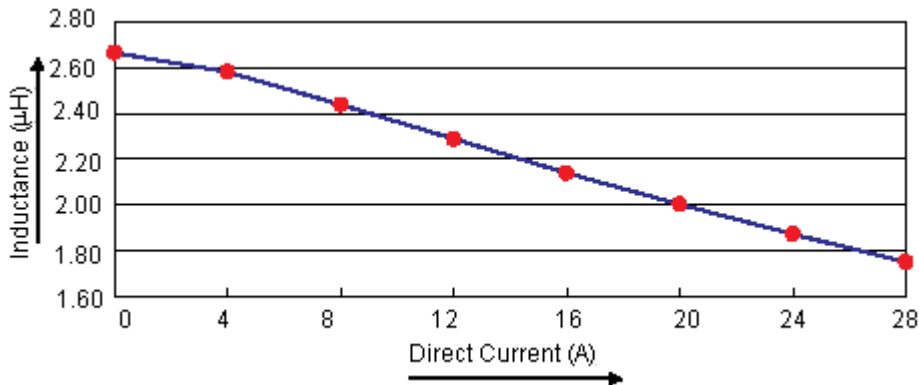
REVISIONS

ECN #	REV	DESCRIPTION	DRAWN	DATE	CHECKD	DATE	APPRVD	DATE
-	A	RELEASED	Shashi	07/2/11	Jagan	07/2/11	Farnell	21/2/11

Test Data for Electrical

Test Item	L μH	DCR mΩ	L at I _{rms} μH	L at I _{max} μH
Condition	300KHz 0.25V	at 25°C	300KHz 0.25V I _{rms} = 15A (Maximum)	300KHz 0.25V I _{max} = 24A (Maximum)
Specification	2.7 ±20%	4.3 ±7%	2.22 (Reference)	1.93 (Reference)
1	2.58	4.19	2.14	1.9
2	2.68		2.21	1.97
3	2.66		2.18	1.93
4	2.65		2.16	1.92
5	2.67	4.2	2.18	1.93
Average	2.65	4.19	2.17	1.93

Electric Characteristics



This data sheet and its contents (the "Information") belong to the Premier Farnell Group (the "Group") or are licensed to it. No licence is granted for the use of it other than for information purposes in connection with the products to which it relates. No licence of any intellectual property rights is granted. The Information is subject to change without notice and replaces all data sheets previously supplied. The Information supplied is believed to be accurate but the Group assumes no responsibility for its accuracy or completeness, any error in or omission from it or for any use made of it. Users of this data sheet should check for themselves the Information and the suitability of the products for their purpose and not make any assumptions based on information included or omitted. Liability for loss or damage resulting from any reliance on the Information or use of it (including liability resulting from negligence or where the Group was aware of the possibility of such loss or damage arising) is excluded. This will not operate to limit or restrict the Group's liability for death or personal injury resulting from its negligence. SPC MULTICOMP is the registered trademark of the Group. © Premier Farnell plc 2011.

TOLERANCES:

UNLESS OTHERWISE SPECIFIED, DIMENSIONS ARE FOR REFERENCE PURPOSES ONLY.

DRAWN BY:	DATE:
Shashi	07/02/11
CHECKED BY:	DATE:
Jagan	07/02/11
APPROVED BY:	DATE:
Farnell	21/02/11

DRAWING TITLE:

Inductor

SIZE A	DWG NO. M10002651	ELECTRONIC FILE SC5018-2R7MU	REV A
SCALE: NTS		U.O.M.: mm	SHEET: 2 OF 3



PART NO.

MCSC5018-2R7MU

REVISIONS

ECN #	REV	DESCRIPTION	DRAWN	DATE	CHECKD	DATE	APPRVD	DATE
-	A	RELEASED	Shashi	07/2/11	Jagan	07/2/11	Farnell	21/2/11

Material List

No.	Item	Material Description
1	Core	SMF430/105-SF56Q-GT; SPF120-SF56Q-GT
2	Wire	FW031240054505T5-A28
3	Winding	5.5TS
4	Taping	SC5015/SC5018 800 Pieces/Reel
5	Marking	2R7 YYWW

Part Number Table

Description	Part Number
Inductor, 2.7µH, 20%, 17A	MCSC5018-2R7MU

<http://www.farnell.com>

<http://www.newark.com>

<http://www.cpc.co.uk>

This data sheet and its contents (the "Information") belong to the Premier Farnell Group (the "Group") or are licensed to it. No licence is granted for the use of it other than for information purposes in connection with the products to which it relates. No licence of any intellectual property rights is granted. The Information is subject to change without notice and replaces all data sheets previously supplied. The Information supplied is believed to be accurate but the Group assumes no responsibility for its accuracy or completeness, any error in or omission from it or for any use made of it. Users of this data sheet should check for themselves the Information and the suitability of the products for their purpose and not make any assumptions based on information included or omitted. Liability for loss or damage resulting from any reliance on the Information or use of it (including liability resulting from negligence or where the Group was aware of the possibility of such loss or damage arising) is excluded. This will not operate to limit or restrict the Group's liability for death or personal injury resulting from its negligence. SPC MULTICOMP is the registered trademark of the Group. © Premier Farnell plc 2011.

**TOLERANCES:
UNLESS OTHERWISE SPECIFIED, DIMENSIONS ARE FOR REFERENCE PURPOSES ONLY.**

DRAWN BY:	DATE:
Shashi	07/02/11
CHECKED BY:	DATE:
Jagan	07/02/11
APPROVED BY:	DATE:
Farnell	21/02/11

DRAWING TITLE:			
Inductor			
SIZE	DWG NO.	ELECTRONIC FILE	REV
A	M10002651	SC5018-2R7MU	A
SCALE: NTS		U.O.M.: mm	SHEET: 3 OF 3