

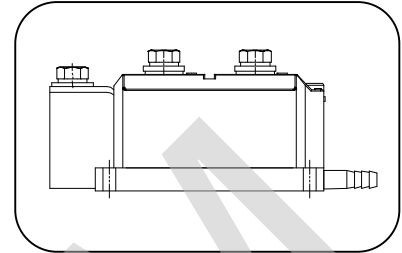
**Features:**

- n Isolated mounting base 2500V~
- n Pressure contact technology with Increased power cycling capability
- n Space and weight savings

**Typical Applications**

- n AC/DC Motor drives
- n Various rectifiers
- n DC supply for PWM inverter

**$I_{F(AV)}$             1000A**  
 **$V_{RRM}$              600~1800V**  
 **$I_{FSM}$                $18A \times 10^3$**   
 **$I^2t$                   $1650A^2 S \times 10^3$**



SYMBOL	CHARACTERISTIC	TEST CONDITIONS	T <sub>j</sub> (°C)	VALUE			UNIT
				Min	Type	Max	
$I_{F(AV)}$	Mean forward current	180° half sine wave 50Hz Single side cooled, T <sub>C</sub> =60°C	150			1000	A
$I_F (RMS)$	RMS forward current		150			1570	A
$V_{RRM}$	Repetitive peak reverse voltage	$V_{RRM} tp=10ms$ $V_{RSM}= V_{RRM}+200V$	150	600		1800	V
$I_{RRM}$	Repetitive peak current	at $V_{RRM}$	150			40	mA
$I_{FSM}$	Surge forward current	10ms half sine wave	150			18	KA
$I^2t$	$I^2T$ for fusing coordination	$V_R=0.6V_{RRM}$					1650
$V_{FO}$	Threshold voltage		150			0.75	V
$r_F$	Forward slop resistance						0.31
$V_{FM}$	Peak forward voltage	$I_{FM}=3000A$	25			1.82	V
$R_{th(j-c)}$	Thermal resistance Junction to case	At 180° sine: Single side cooled				0.080	°C /W
$R_{th(c-h)}$	Thermal resistance case to heat sink	At 180° sine: Single side cooled					°C /W
$V_{iso}$	Isolation voltage	50Hz, R.M.S, t=1min, I <sub>iso</sub> :1mA(max)		2500			V
$F_m$	Terminal connection torque (M12)				14		N·m
	Mounting torque (M8)				12		N·m
$T_{stg}$	Stored temperature			-40		125	°C
$W_t$	Weight				3600		g
Outline	411F3						

Peak forward Voltage Vs. Peak forward Current

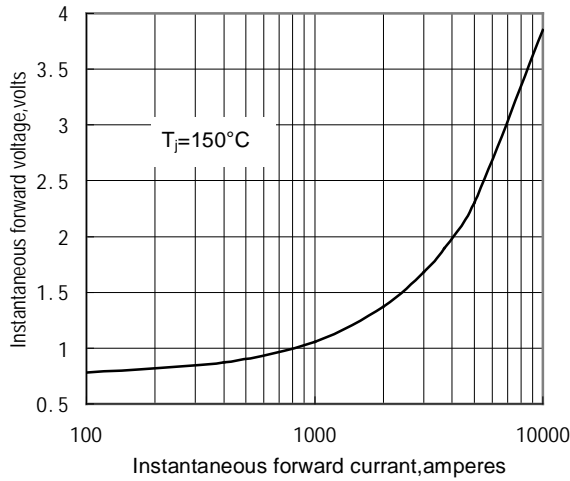


Fig.1

Max. junction To case Thermal Impedance Vs. Time

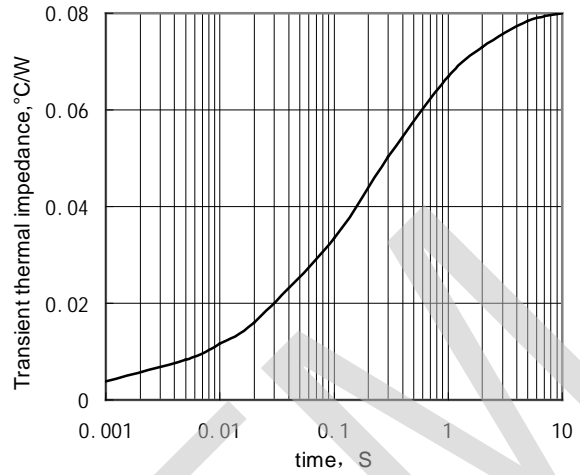


Fig.2

Max. Power Dissipation Vs. Mean forward Current

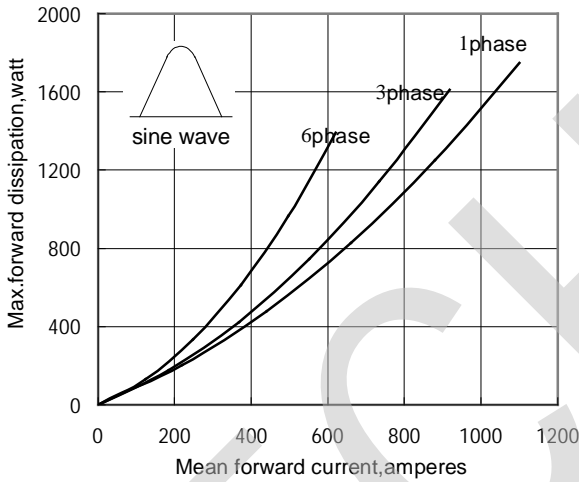


Fig.3

Max. case Temperature Vs. Mean forward Current

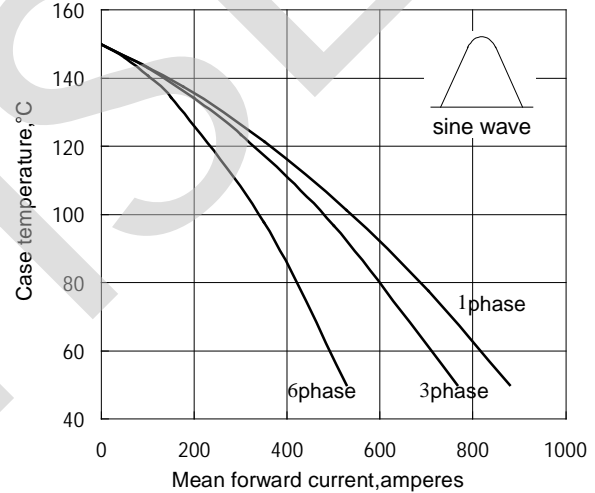


Fig.4

Max. Power Dissipation Vs. Mean forward Current

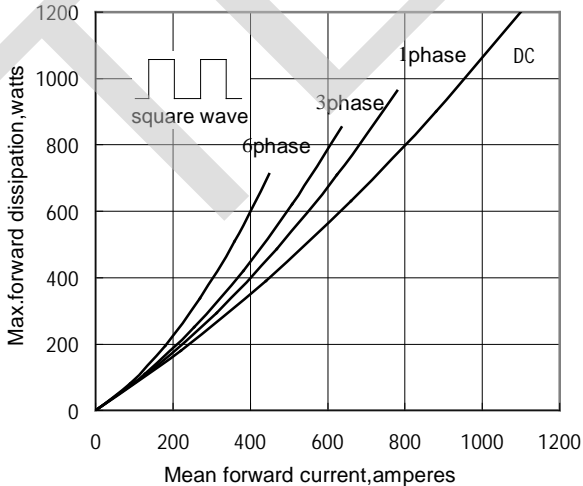


Fig.5

Max. case Temperature Vs. Mean forward Current

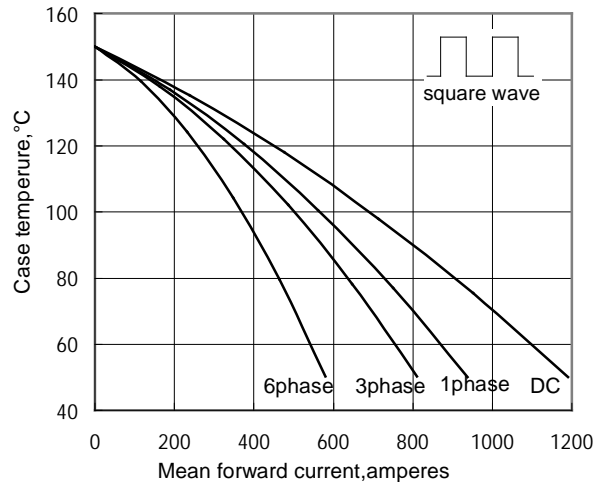


Fig.6

Surge Current Vs.Cycles

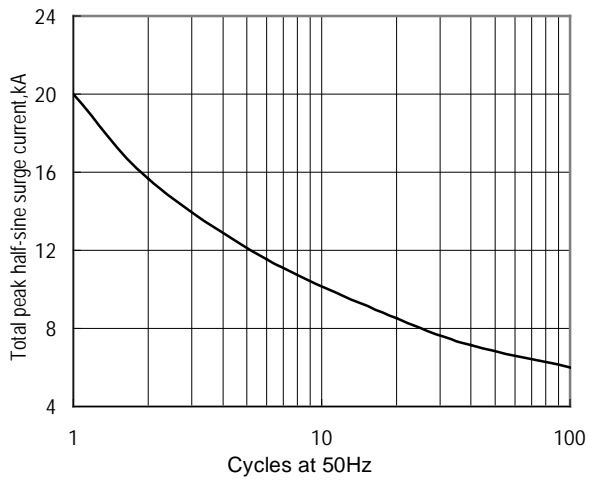


Fig.7

$I^2t$  Vs.Time

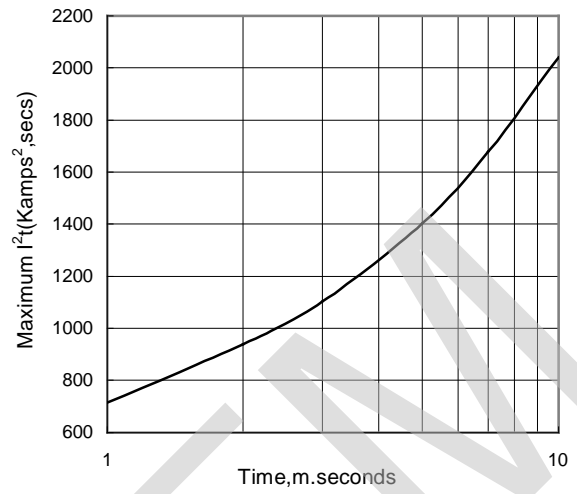


Fig.8

**Outline:**

