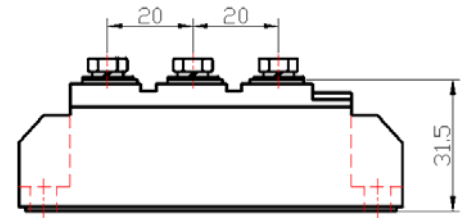


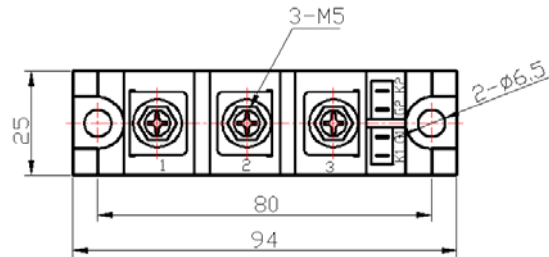
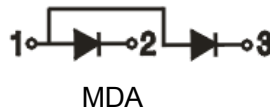
Feature

- International standard pack
- Low forward voltage drop
- Isolation voltage 2500V ~



Application

- AC/DC motor control
- All types of rectifier power supply
- Frequency convertor



Maximum value

Symbol	Parameter	Rating			Unit
		MDC110-12 MDA110-12 MDK110-12	MDC110-16 MDA110-16 MDK110-16	MDC110-20 MDA110-20 MDK110-20	
V_{RRM}	Peak reverse repetitive voltage	1200	1600	2000	V
V_{RSM}	Peak reverse non-repetitive voltage	1300	1700	2100	V

Symbol	Parameter	Test condition	Rating	Unit
$I_{F(AV)}$	Average forward current	180° sine half-wave 50HZ single-sided heat dissipation $T_C=100^\circ\text{C}$	110	A
$I_{F(RMS)}$	Forward RMS current	single-sided heat dissipation, 180° sine half-wave, 50HZ, $T_C:100^\circ\text{C}$	173	A
I_{FSM}	Forward surge current	$t=10\text{ms}, 50\text{HZ}, \text{sin}, T_{jm}$	2600	A
I^2t	I^2t value	$V_R = 0.6V_{RRM}, T_{jm}$	34400	A^2S
V_{ISO}	Isolation voltage	AC one minute	2500	V
T_j	Operating junction temperature		-40 to +150	$^\circ\text{C}$
T_{jm}	Rated junction temperature		150	$^\circ\text{C}$
T_{stg}	Storage temperature		-40 to +125	$^\circ\text{C}$
Md	Mounting torque (copper plate) M6		6	N·m
	Mounting torque (terminal) M5		4	N·m
W_t	Weight		160	g

Electrical characteristics

Symbol	Parameter	Test condition	Rating	Unit
I_{RRM}	Peak reverse repetitive current	$V_R=V_{RRM}$, sine half-wave, $T_j=150^\circ\text{C}$	8	mA
V_{FM}	Peak forward voltage	$I_{FM}=330\text{A}$, $T_j=25^\circ\text{C}$	1.45	V
$R_{th(j-c)}$	Thermal impedance (junction-case)	Single-sided heat dissipation, sine half-wave	0.35	$^\circ\text{C/W}$