

### Features:

- Isolated mounting base 3600V~
- Pressure contact technology with  
Increased power cycling capability
- Space and weight savings

### Typical Applications

- AC/DC Motor drives
- Various rectifiers
- DC supply for PWM inverter

$I_{F(AV)}$       **600A**  
 $V_{RRM}$         **2600~3600V**  
 $I_{FSM}$           **$19A \times 10^3$**   
 $I^2t$               **$1805A^2 S \times 10^3$**



SYMBOL	CHARACTERISTIC	TEST CONDITIONS	T <sub>f</sub> (°C)	VALUE			UNIT
				Min	Type	Max	
$I_{F(AV)}$	Mean forward current	180° half sine wave 50Hz Single side water cooled, T <sub>c</sub> =60°C	150			600	A
$I_{F(RMS)}$	RMS forward current		150			942	A
$V_{RRM}$	Repetitive peak reverse voltage	V <sub>RRM</sub> tp=10ms V <sub>RSM</sub> = V <sub>RRM</sub> +100V	150	2600		3600	V
$I_{RRM}$	Repetitive peak current	at V <sub>RRM</sub>	150			45	mA
$I_{FSM}$	Surge forward current	10ms half sine wave	150			19.0	KA
$I^2t$	I <sup>2</sup> T for fusing coordination	V <sub>R</sub> =0.6V <sub>RRM</sub>				1805	A <sup>2</sup> s*10 <sup>3</sup>
$V_{FO}$	Threshold voltage		150			0.95	V
$r_F$	Forward slop resistance					0.91	mΩ
$V_{FM}$	Peak forward voltage	I <sub>FM</sub> =1800A	25			2.79	V
$R_{th(j-c)}$	Thermal resistance Junction to case	At 180° sine: Single side cooled				0.065	°C /W
$R_{th(c-h)}$	Thermal resistance case to heat sink	At 180° sine: Single side cooled				0.024	°C /W
$V_{iso}$	Isolation voltage	50Hz, R.M.S, t=1min, I <sub>iso</sub> : 1mA(max)		3600			V
$F_m$	Terminal connection torque(M10)				12		N·m
	Mounting torque(M6)				6		N·m
$T_{stg}$	Stored temperature			-40		125	°C
$W_t$	Weight				2600		g
<b>Outline</b>	409F3/411F3						

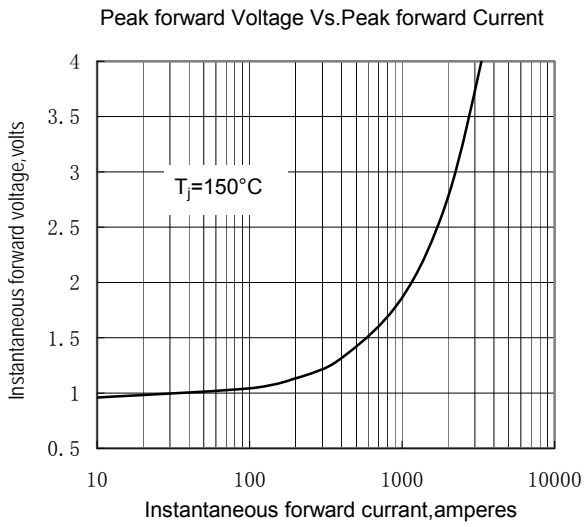


Fig.1

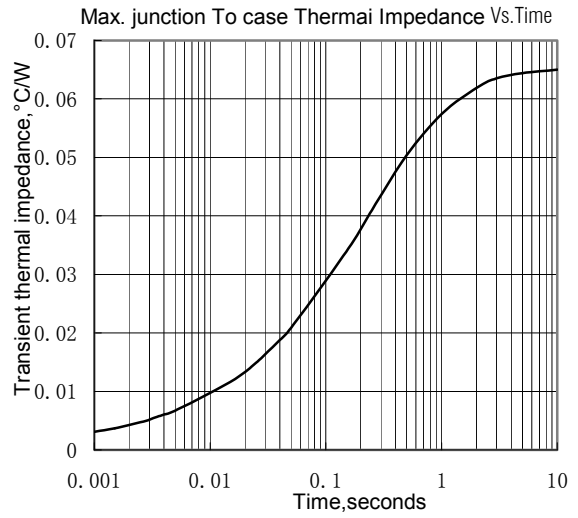


Fig.2

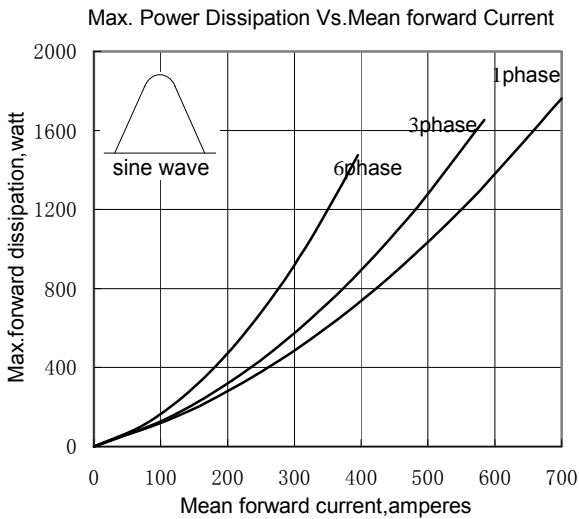


Fig.3

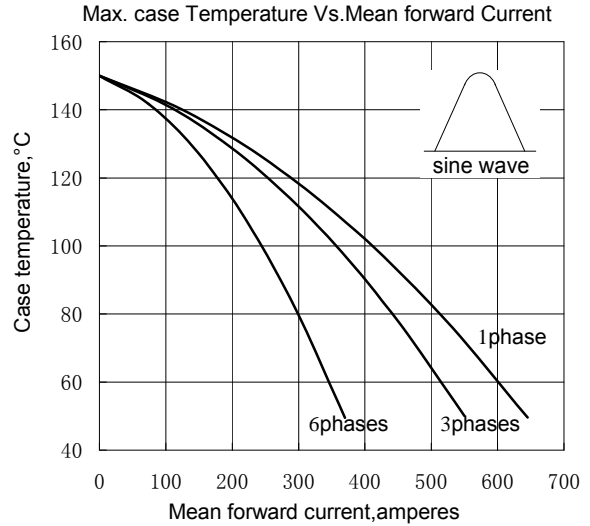


Fig.4

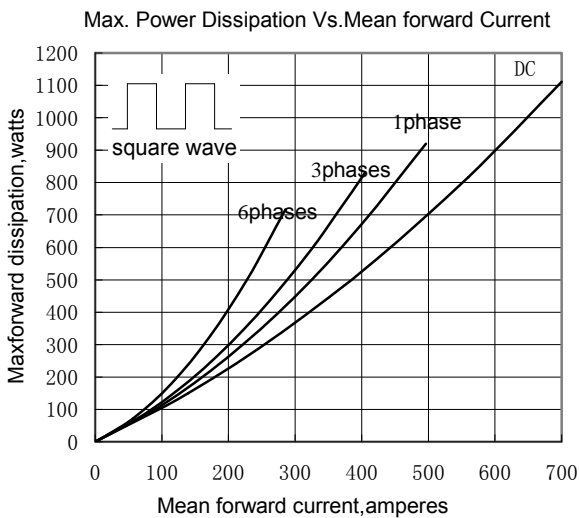


Fig.5

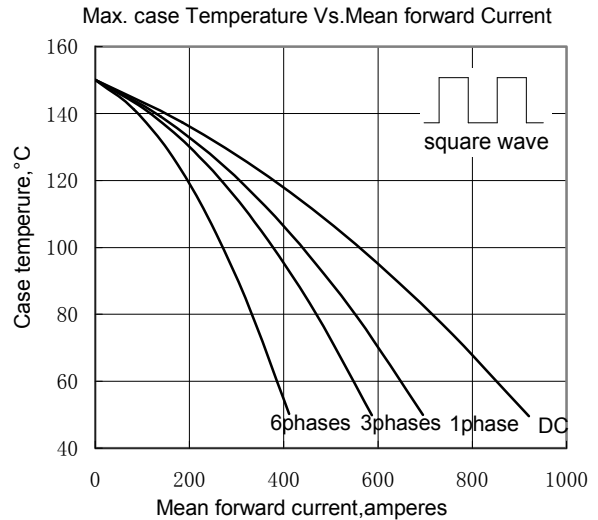
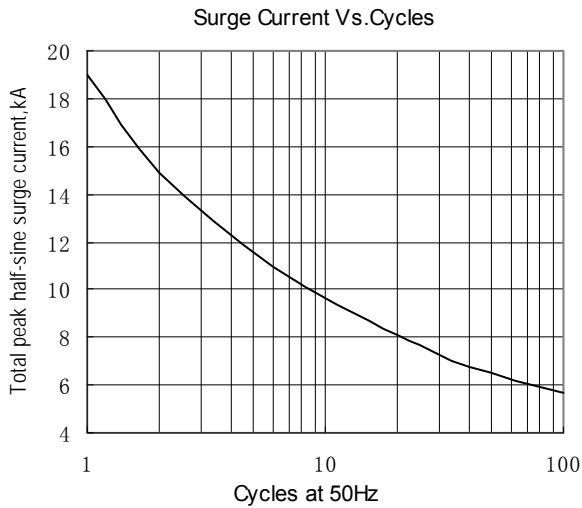
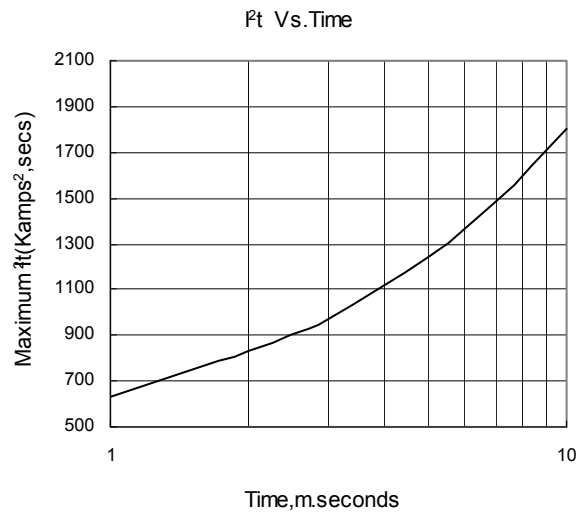


Fig.6



**Fig.7**



**Fig.8**

**Outline:**

