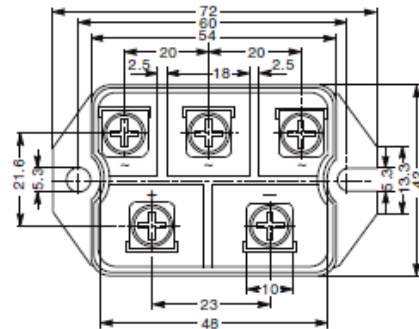
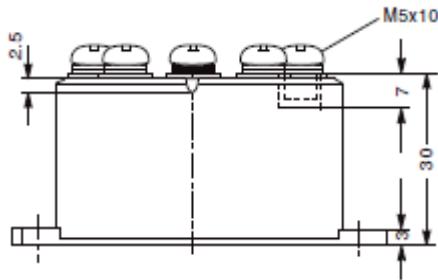
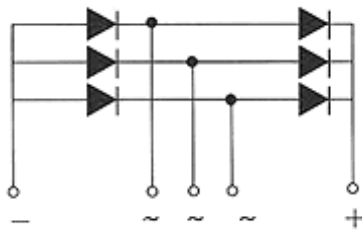


Three Phase Rectifier Bridge

 $I_{dAV} = 60 \text{ A}$
 $V_{RRM} = 1000-2400\text{V}$

V_{RRM} (V)	V_{RSM} (V)	TYPE
1000	1100	MDS60-10
1200	1300	MDS60-12
1600	1700	MDS60-16
1800	1900	MDS60-18
2200	2300	MDS60-22
2400	2500	MDS60-24



Maximum Ratings

Symbol	Item	Conditions	Ratings	Unit	
I_D	Output current (D.C.)	Three phase. full wave. $T_c=117^\circ\text{C}$	60	A	
I_{FSM}	Surge Forward Current	1 cycle, 50/60Hz, peak value, non-repetitive	910/1000	A	
T_j	Junction Temperature		-40 to +150	$^\circ\text{C}$	
T_{stg}	Storage Temperature		-40 to +125	$^\circ\text{C}$	
V_{iso}	Isolation Breakdown Voltage (R.M.S.)	Main Terminal to case 1minute	2500	V	
M_d	Mounting	Mounting(M6)	Recommended Value 2.5-3.9(25-40)	4.7(48)	$\text{N}\square\text{m}(\text{kgf}\square\text{cm})$





	torque	Terminal(M5)	Recommended Value 1.5-2.5 (15-25)	2.7 (28)	
--	--------	--------------	-----------------------------------	----------	--

Electrical Characteristics

Symbol	Item	Conditions	Ratings	Unit
I _{RRM}	Repetitive Peak Reverse Current, max.	T _j =150 °C at V _{RRM}	4.0	mA
V _{FM}	Forward Voltage Drop, max.	I _{FM} =60A, T _j =25 °C Inst. measurement	1.3	V
R _{th(j-c)}	Thermal Impedance, max.	Junction to case	0.24	°C/W



