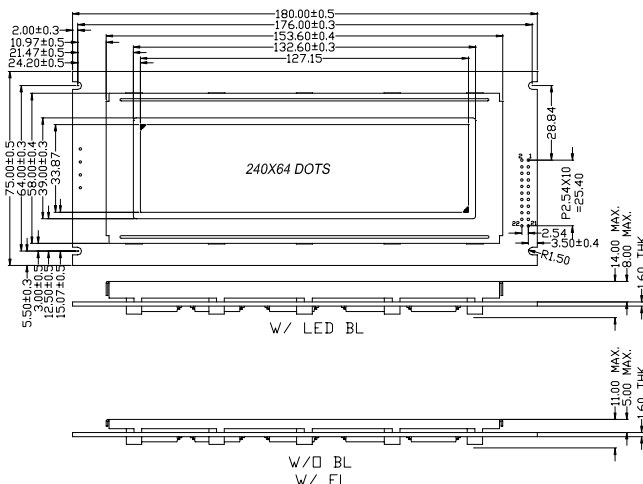


Standard LCD module

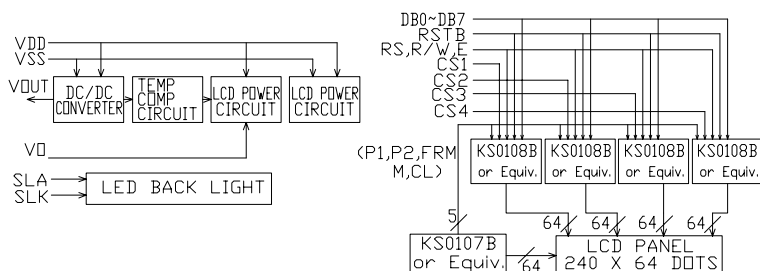
MG24064-01

OUTLINE DIMENSION

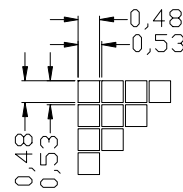


Tolerance: ±0.20mm, unless otherwise specified.

BLOCK DIAGRAM



DISPLAY PATTERN



MECHANICAL SPECIFICATION

Item	Dimensions(W)X(H)	Unit
Overall Size	180.0x75.0	MM
View Area	132.6x39.0	MM
Dot Size	0.48x0.48	MM
Dot Pitch	0.53x0.53	MM

PIN ASSIGNMENT

Pin no	Symbol	Function
1	Vss	Ground
2	VDD	Power Supply(+)
3	VO	Contrast Adjust
4	RS	Data signal/Instruction signal
5	R/W	Read / Write
6	E	Clock
7	RST	Reset signal
8~15	DB0-DB7	Data bus line
16~19	CS2-CS4	Chip select signal for IC
20	VOUT	Voltage booster output
21	SLA	Back light anode
22	SLK	Back light cathode

ABSOLUTE MAXIMUM RATING

Item	Symbol	Condition	Min	Max	Unit
Supply for logic voltage	VDD	25°C	-0.3	7.0	V
LCD driving supply voltage	VDD-Vo	25°C	-0.3	VDD+0.3	V
Input voltage	VI	25°C	-0.3	VDD+0.3	V

ELECTRICAL CHARACTERISTICS

Item	Symbol	Condition	Min	Typical	Max	Unit
Supply voltage for logic	VDD	---	4.5	5.0	5.5	V
Supply current for logic	IDD	---	---	5.26	10	mA
Operation voltage for LCD	VDD-Vo	0°C	12.2	12.9	13.6	V
		25°C	11.9	12.6	13.3	V
		50°C	11.5	12.2	12.9	V
Input voltage " H " level	VIH	---	0.7VDD	---	VDD	V
Input voltage " L " level	VIL	---	0	---	0.3VDD	V
Supply voltage for back light	VF	---	---	2.1	2.6	V
Supply current for back light	IF	VF=2.1V	---	440	880	mA

REMARKS:

- LCD options: STN, FSTN.
- Back light Options: LED\EL Back light feature.