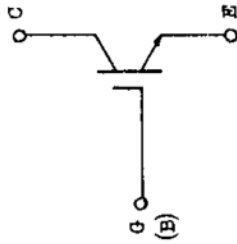


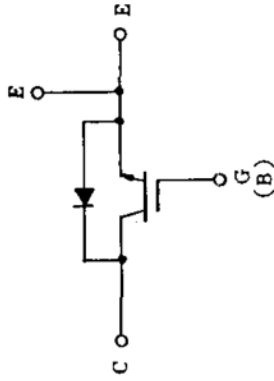
■等価回路

- 。 エンハンストメント・タイプ
- 。 電極と金属ケース部が絶縁されている

MG1-1

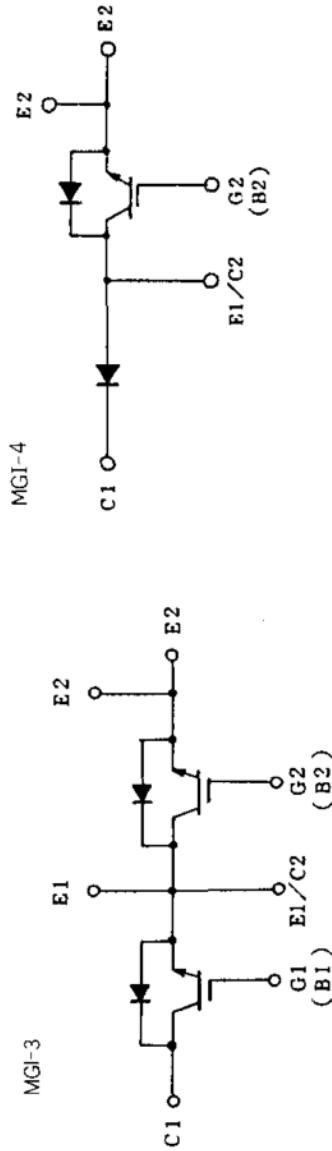


MG1-2



注1. $T_c = 25^\circ\text{C}$. 注2. A.C. 1分間。

| 型名 | 最大定格 (T _a = 25°C) | | | | | | | | | | 電気的特性 (T _a = 25°C) | | | | | | | | | |
|------------|------------------------------|----------------|-----------------|----------------|-----------------|----------------|----------------|------------------|------------------|------------------|-------------------------------|------------------|------|----------------------|-----|----------------------|-----|------|-----|--|
| | V _{GES} | I _c | I _{CP} | I _F | I _{RM} | P _c | T _J | T _{stg} | V _{iso} | I _{ces} | | V _{ces} | | V _{ce(off)} | | V _{ce(sat)} | | | | |
| | (V) | (A) | (A) | (A) | (A) | (W) | (°C) | (°C) | (注2)(V) | (nA) | (mA) | (V) | (V) | (V) | (V) | (mA) | (V) | (mA) | | |
| MG15H1BS1 | 500 | ±20 | 15 | 30 | | 80 | 150 | -40~125 | 2500 | ±500 | ±20 | 500 | 500 | 3 | 6 | 2 | 5 | 15 | 15 | |
| MG15N1BS1 | 1000 | ±20 | 15 | 30 | | 125 | 150 | -40~125 | 2500 | ±500 | ±20 | 1000 | 1000 | 3 | 6 | 2 | 5 | 15 | 15 | |
| MG15N2YS1 | 1000 | ±20 | 15 | 30 | 30 | 125 | 150 | -40~125 | 2500 | ±500 | ±20 | 1000 | 1000 | 3 | 6 | 2 | 5 | 15 | 15 | |
| MG25H1BS1 | 500 | ±20 | 25 | 50 | | 125 | 150 | -40~125 | 2500 | ±500 | ±20 | 500 | 500 | 3 | 6 | 10 | 5 | 25 | 25 | |
| MG25H2YS1 | 500 | ±20 | 25 | 50 | 50 | 125 | 150 | -40~125 | 2500 | ±500 | ±20 | 500 | 500 | 3 | 6 | 10 | 5 | 25 | 25 | |
| MG25N1BS1 | 1000 | ±20 | 25 | 50 | | 150 | 150 | -40~125 | 2500 | ±500 | ±20 | 1000 | 1000 | 3 | 6 | 2 | 5 | 25 | 25 | |
| MG25N2YS1 | 1000 | ±20 | 25 | 50 | 50 | 200 | 150 | -40~125 | 2500 | ±500 | ±20 | 1000 | 1000 | 3 | 6 | 2 | 5 | 25 | 25 | |
| MG50H1BS1 | 500 | ±20 | 50 | 100 | | 150 | 150 | -40~125 | 2500 | ±500 | ±20 | 500 | 500 | 3 | 6 | 10 | 5 | 50 | 50 | |
| MG50H1ZS1 | 500 | ±20 | 50 | 100 | 100 | 300 | 150 | -40~125 | 2500 | ±500 | ±20 | 500 | 500 | 3 | 6 | 10 | 5 | 50 | 50 | |
| MG50H2YS1 | 500 | ±20 | 50 | 100 | 100 | 300 | 150 | -40~125 | 2500 | ±500 | ±20 | 500 | 500 | 3 | 6 | 10 | 5 | 50 | 50 | |
| MG50N1BS1 | 1000 | ±20 | 50 | 100 | | 300 | 150 | -40~125 | 2500 | ±500 | ±20 | 1000 | 1000 | 3 | 6 | 2 | 5 | 50 | 50 | |
| MG50N2YS1 | 1000 | ±20 | 50 | 100 | 100 | 300 | 150 | -40~125 | 2500 | ±500 | ±20 | 1000 | 1000 | 3 | 6 | 2 | 5 | 50 | 50 | |
| MG75H1BS1 | 500 | ±20 | 75 | 150 | | 200 | 150 | -40~125 | 2500 | ±500 | ±20 | 500 | 500 | 3 | 6 | 10 | 5 | 75 | 75 | |
| MG75H2YS1 | 500 | ±20 | 75 | 150 | 75 | 350 | 150 | -40~125 | 2500 | ±500 | ±20 | 500 | 500 | 3 | 6 | 10 | 5 | 75 | 75 | |
| MG100H1BS1 | 500 | ±20 | 100 | 200 | | 300 | 150 | -40~125 | 2500 | ±500 | ±20 | 500 | 500 | 3 | 6 | 10 | 5 | 100 | 100 | |
| MG100H2YS1 | 500 | ±20 | 100 | 200 | 200 | 400 | 150 | -40~125 | 2500 | ±500 | ±20 | 500 | 500 | 3 | 6 | 10 | 5 | 100 | 100 | |
| MG100N2YS1 | 1000 | ±20 | 100 | 200 | 200 | 600 | 150 | -40~125 | 2500 | ±500 | ±20 | 1000 | 1000 | 3 | 6 | 2 | 5 | 100 | 100 | |
| MG150H2YS1 | 500 | ±20 | 150 | 300 | | 700 | 150 | -40~125 | 2500 | ±500 | ±20 | 500 | 500 | 3 | 6 | 10 | 5 | 150 | 150 | |
| MG200H2YS1 | 500 | ±20 | 200 | 400 | | 800 | 150 | -40~125 | 2500 | ±500 | ±20 | 500 | 500 | 3 | 6 | 10 | 5 | 200 | 200 | |
| MG200N1US1 | 1000 | ±20 | 200 | 400 | 400 | 1200 | 150 | -40~125 | 2500 | ±500 | ±20 | 1000 | 1000 | 3 | 6 | 4 | 5 | 200 | 200 | |



注3. スイッチング時間の*印はtyp.値。 注4. FD:フリーホイール・ダイオード。

| C _{ies} (f=1MHz) (pF) | スイッチング時間 (μs) | | | | | | | | | | エミッタ・コレクタ間ダイオード | | | | 熱抵抗 | | 外形図 | 記事 | 型名 | |
|-----------------------------------|---------------------|---------------------|-------------------|--------------------|-------------------|---------------------|--------------------|--------------------|---------------------|--------------------|-----------------|----------------------|--------------------|---------------------|--------------|-----------------------------|-------|----------------|-----------|------------|
| | V _{ce} (V) | V _{ce} (V) | t _r 最大 | t _{on} 最大 | t _i 最大 | t _{orr} 最大 | R _g (Ω) | R _L (Ω) | V _{ce} (V) | I _F (A) | | t _{rr} (μs) | I _P (A) | V _{oz} (V) | di/dt (A/μs) | R _{th(j-c)} (°C/W) | | | | |
| | | | | | | | | | | 最大 | 最大 | | | | | 最大 | | | | 最大 |
| 1400 | 10 | 0 | 1.0 | 1.0 | 1.0 | 1.5 | 150 | 20 | 300 | | | | | | | 1.56 | 最大 | MGI-1 2-22B1A | | MGI5H1BS1 |
| 2000 | 10 | 0 | 1.0 | 1.0 | 1.0 | 2.0 | 100 | 40 | 600 | | | | | | | 1.0 | 最大 | MGI-1 2-33D1A | | MGI5N1BS1 |
| 2000 | 10 | 0 | 1.0 | 1.0 | 1.0 | 2.0 | 100 | 40 | 600 | 15 | 0.5 | 15 | -10 | 100 | 1.8 | 1.0 | 1.8 | MGI-3 2-94C3A | FD付, 2個内蔵 | MGI5N2YS1 |
| 1500 | 10 | 0 | 1.0 | 1.0 | 1.0 | 1.5 | 100 | 12 | 300 | | | | | | | 1.0 | 最大 | MGI-1 2-33C1A | | MG25H1BS1 |
| 1500 | 10 | 0 | 1.0 | 1.0 | 1.0 | 1.5 | 100 | 12 | 300 | 25 | 0.5 | 25 | -10 | 50 | 1.25 | 1.0 | 1.25 | MGI-3 2-94C3A | FD付, 2個内蔵 | MG25H2YS1 |
| 3000 | 10 | 0 | 1.0 | 1.0 | 1.0 | 2.0 | 51 | 24 | 600 | | | | | | | 0.83 | 最大 | MGI-1 2-33D1A | | MG25N1BS1 |
| 3000 | 10 | 0 | 1.0 | 1.0 | 1.0 | 2.0 | 51 | 24 | 600 | 25 | 0.5 | 25 | -10 | 100 | 1.0 | 0.625 | 1.0 | MGI-3 2-94C3A | FD付, 2個内蔵 | MG25N2YS1 |
| 3000 | 10 | 0 | 1.0 | 1.0 | 1.0 | 1.5 | 51 | 6 | 300 | | | | | | | 0.83 | 最大 | MGI-1 2-33C1A | | MG50H1BS1 |
| 3000 | 10 | 0 | 1.0 | 1.0 | 1.0 | 1.5 | 51 | 6 | 300 | 50 | 0.5 | 50 | -10 | 100 | 0.41 | 0.41 | 0.83 | MGI-4 2-94C2A | FD付 | MG50H1ZS1 |
| 3000 | 10 | 0 | 1.0 | 1.0 | 1.0 | 1.5 | 51 | 6 | 300 | 50 | 0.5 | 50 | -10 | 100 | 0.41 | 0.41 | 0.83 | MGI-3 2-94C3A | FD付, 2個内蔵 | MG50H2YS1 |
| 7200 | 10 | 0 | 1.0 | 1.0 | 1.0 | 1.5 | 24 | 12 | 600 | | | | | | | 0.41 | 最大 | MGI-1 2-33D1A | | MG50N1BS1 |
| 7200 | 10 | 0 | 1.0 | 1.0 | 1.0 | 1.5 | 24 | 12 | 600 | 50 | 0.5 | 50 | -10 | 100 | 0.41 | 0.41 | 1.0 | MGI-3 2-94C3A | FD付, 2個内蔵 | MG50N2YS1 |
| 5600 | 10 | 0 | 1.5 | 1.5 | 1.0 | 1.5 | 33 | 4 | 300 | | | | | | | 0.625 | 最大 | MGI-1 2-33C1A | | MG75H1BS1 |
| 5600 | 10 | 0 | 1.5 | 1.5 | 1.0 | 1.5 | 33 | 4 | 300 | 75 | 0.5 | 75 | -10 | 100 | 0.35 | 0.35 | 0.83 | MGI-3 2-94C3A | FD付, 2個内蔵 | MG75H2YS1 |
| 7200 | 10 | 0 | 1.5 | 1.5 | 1.0 | 1.5 | 24 | 3 | 300 | | | | | | | 0.41 | 最大 | MGI-1 2-33C1A | | MG100H1BS1 |
| 7200 | 10 | 0 | 1.5 | 1.5 | 1.0 | 1.5 | 24 | 3 | 300 | 100 | 0.5 | 100 | -10 | 100 | 0.31 | 0.31 | 0.83 | MGI-3 2-94C3A | FD付, 2個内蔵 | MG100H2YS1 |
| 15000 | 10 | 0 | 1.0 | 1.0 | 1.0 | 2.0 | 12 | 6 | 600 | 100 | 0.5 | 100 | -10 | 200 | 0.208 | 0.208 | 0.5 | MGI-3 2-109B4A | FD付, 2個内蔵 | MG100N2YS1 |
| 11000 | 10 | 0 | 1.5 | 1.5 | 1.0 | 1.5 | 16 | 2 | 300 | 150 | 0.5 | 150 | -10 | 200 | 0.178 | 0.178 | 0.415 | MGI-3 2-96A4A | FD付, 2個内蔵 | MG150H2YS1 |
| 15000 | 10 | 0 | 1.5 | 1.5 | 1.0 | 1.5 | 12 | 1.5 | 300 | 200 | 0.5 | 200 | -10 | 200 | 0.156 | 0.156 | 0.415 | MGI-3 2-96A4A | FD付, 2個内蔵 | MG200H2YS1 |
| 30000 | 10 | 0 | 1.5 | 2.0 | 1.0 | 2.0 | 6.2 | 3 | 600 | 200 | 0.5 | 200 | -10 | 300 | 0.104 | 0.104 | 0.25 | MGI-2 2-109A4A | FD付 | MG200N1US1 |