

L & S BAND GaAs FET [non – matched]**DESCRIPTION**

The MGF0912A GaAs FET with an N-channel schottky Gate, is designed for use L/S band amplifiers.

FEATURES

- High output power
Po=41.5dBm(TYP.) @f=1.9GHz,Pin=33dBm
- High power gain
Gp=10.5dB(TYP.) @f=1.9GHz
- High power added efficiency
 η_{add} =38%(TYP.) @f=1.9GHz,Pin=33dBm
- Hermetic Package

APPLICATION

- For L/S Band power amplifiers

QUALITY

- GG

RECOMMENDED BIAS CONDITIONS

- Vds=10V
- Ids=2.6A
- Rg=50 Ω

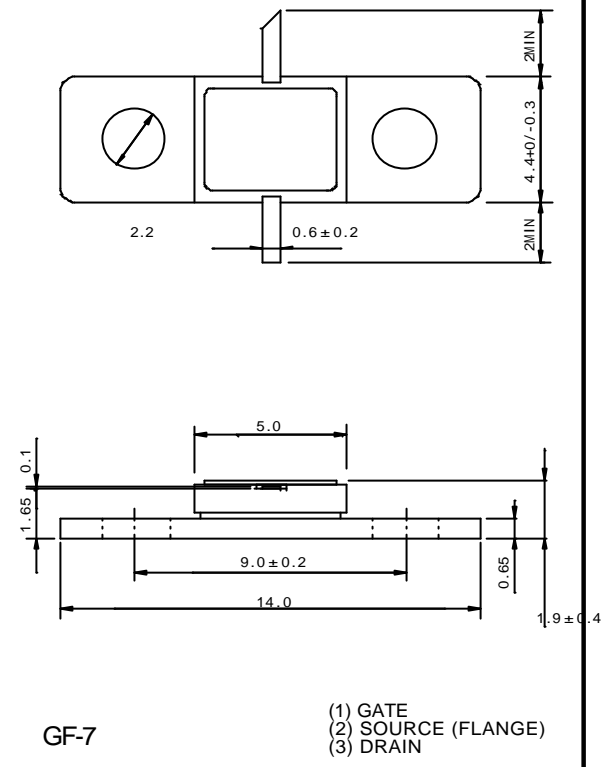
Delivery Tray

Absolute maximum ratings (Ta=25°C)

Symbol	Parameter	Ratings	Unit
VGSO	Gate to source breakdown voltage	-15	V
VGDO	Gate to drain breakdown voltage	-15	V
ID	Drain current	10	A
IGR	Reverse gate current	-30	mA
IGF	Forward gate current	63	mA
PT	Total power dissipation	53.6	W
Tch	Channel temperature	175	°C
Tstg	Storage temperature	-65 to +175	°C

OUTLINE DRAWING

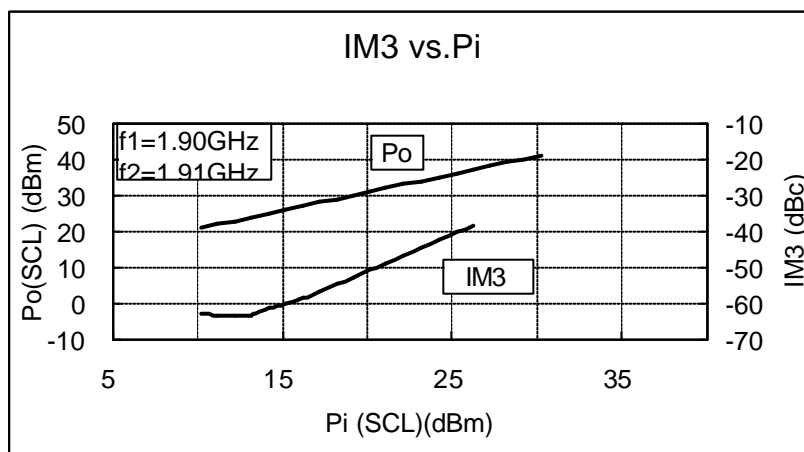
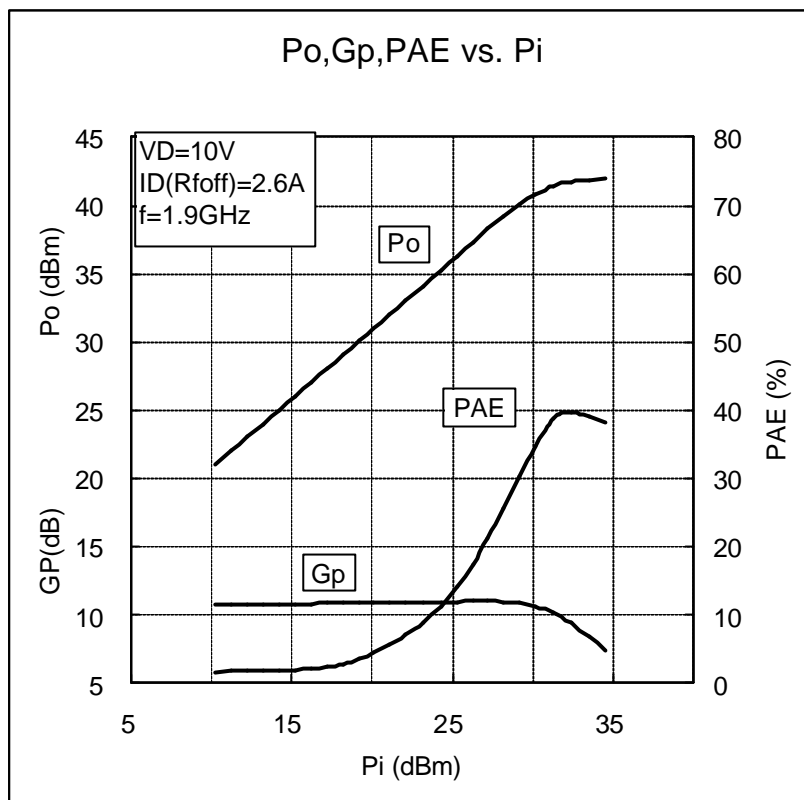
Unit : millimeters

**Electrical characteristics** (Ta=25°C)

Symbol	Parameter	Test conditions	Limits			Unit
			Min.	Typ.	Max.	
IDSS	Saturated drain current	VDS=3V, VGS=0V	-	--	10	A
VGS(off)	Gate to source cut-off voltage	VDS=3V, ID=20mA	-2.0	-	-5.0	V
gm	Transconductance	VDS=3V, ID=2.6A	-	3	-	S
Po	Output power	VDS=10V, ID=2.6A, f=1.9GHz	40.5	41.5	-	dBm
η_{add}	Power added Efficiency	Pin=33dBm	-	38	-	%
GLP	Linear Power Gain	VDS=10V, ID=2.6A, f=1.9GHz	9.5	10.5	-	dB
Rth(ch-c)	Thermal Resistance *1	ΔV_f Method	-	2.3	3	°C/W

*1: Channel to case / Above parameters, ratings, limits are subject to change.

MGF0912A TYPICAL CHARACTERISTICS



MGF0912A S PARAMETERS (Ta=25°C,VD=10V,ID=2.6A)

freq (MHz)	S11		S21		S12		S22		K	MAG/MSG (dB)
	MAG	Ang(deg)	MAG	Ang(deg)	MAG	Ang(deg)	MAG	Ang(deg)		
600	0.973	-169.11	1.885	88.28	0.008	56.40	0.889	177.56	0.99	23.59
800	0.973	-173.29	1.481	83.73	0.009	56.96	0.889	176.12	1.05	20.56
1000	0.972	-176.33	1.183	79.70	0.010	57.05	0.888	174.92	1.13	18.47
1200	0.972	-178.59	0.968	76.03	0.011	56.95	0.887	173.85	1.22	16.75
1400	0.971	179.63	0.818	72.61	0.011	56.87	0.885	172.81	1.31	15.30
1600	0.970	178.09	0.717	69.30	0.012	56.93	0.884	171.72	1.39	14.12
1800	0.969	176.58	0.650	66.02	0.013	57.20	0.882	170.52	1.45	13.16
2000	0.968	174.95	0.606	62.68	0.014	57.66	0.881	169.15	1.47	12.38
2200	0.967	173.08	0.574	59.21	0.015	58.24	0.880	167.56	1.46	11.70
2400	0.966	170.91	0.548	55.57	0.017	58.78	0.878	165.75	1.45	11.05
2600	0.965	168.42	0.521	51.73	0.020	59.06	0.877	163.68	1.42	10.39
2800	0.964	165.64	0.493	47.66	0.022	58.77	0.876	161.38	1.40	9.68
3000	0.963	162.65	0.461	43.37	0.025	57.56	0.875	158.86	1.38	8.94

L & S BAND GaAs FET [non – matched]**Requests Regarding Safety Designs**

Mitsubishi Electric constantly strives to raise the level of its quality and reliability. Despite these concerted efforts, however, there will be occasions when our semiconductor products suffer breakdowns, malfunctions or other problems. In view of this reality, it is requested that every feasible precaution be taken in the pursuit of redundancy design, malfunction prevention design and other safety-related designs, to prevent breakdowns or malfunctions in our products from resulting in accidents involving people, fires, social losses or other problems, thereby upholding the highest levels of safety in the products when in use by customers.

Matters of Importance when Using these Materials

1. These materials are designed as reference materials to ensure that all customers purchase Mitsubishi Electric semiconductors best suited to their specific use applications. Please be aware, however, that the technical information contained in these materials does not comprise consent for the execution or use of intellectual property rights or other rights owned by Mitsubishi Electric Corporation.
2. Mitsubishi Electric does not assume responsibility for damages resulting from the use of product data, graphs, charts, programs, algorithms or other applied circuit examples described in these materials, or for the infringement of the rights of third-party owners resulting from such use.
3. The data, graphs, charts, programs, algorithms and all other information described in these materials were current at the issue of these materials, with Mitsubishi Electric reserving the right to make any necessary updates or changes in the products or specifications in these materials without prior notice. Before purchasing Mitsubishi Electric semiconductor products, therefore, please obtain the latest available information from Mitsubishi Electric directly or an authorized dealer.
4. Every possible effort has been made to ensure that the information described in these materials is fully accurate. However, Mitsubishi Electric assumes no responsibility for damages resulting from inaccuracies occurring within these materials.
5. When using the product data, technical contents indicated on the graphs, charts, programs or algorithms described in these materials, assessments should not be limited to only the technical contents, programs and algorithm units. Rather, it is requested that ample evaluations be made of each individual system as a whole, with the customer assuming full responsibility for decisions on the propriety of application. Mitsubishi Electric does not accept responsibility for the propriety of application.
6. The products described in these materials, with the exception of special mention concerning use and reliability, have been designed and manufactured with the purpose of use in general electronic machinery. Accordingly these products have not been designed and manufactured with the purpose of application in machinery or systems that will be used under conditions that can affect human life, or in machinery or systems used in social infrastructure that demand a particularly high degree of reliability. When considering the use of the products described in these materials in transportation machinery (automobiles, trains, vessels), for objectives related to medical treatment, aerospace, nuclear power control, submarine repeaters or systems or other specialized applications, please consult with Mitsubishi Electric directly or an authorized dealer.
7. When considering use of products for purposes other than the specific applications described in these materials, please inquire at Mitsubishi Electric or an authorized dealer.
8. The prior consent of Mitsubishi Electric in writing is required for any reprinting or reproduction of these materials.
9. Please direct any inquiries regarding further details of these materials, or any other comments or matters of attention, to Mitsubishi Electric or an authorized dealer.