

$V_{RM}$	650V
$I_F$ (Nominal)	80A
$V_F$ (Typ.)	1.45V
Max. Possible Chips per Wafer	702pcs

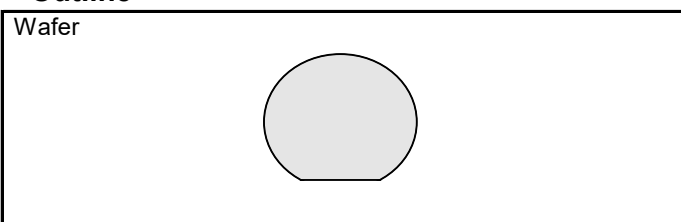
### ●Features

- 1) Light Punch Through Type
- 2) Low Forward Voltage
- 3) Very Fast & Soft Recovery
- 4) Low Recovery Loss

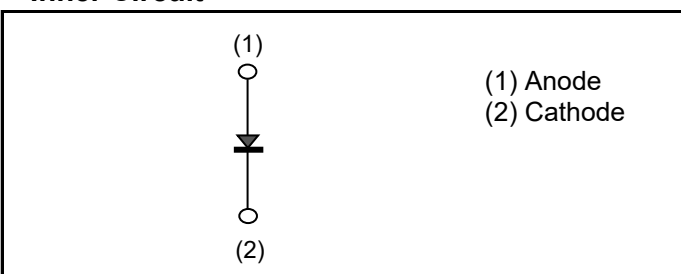
### ●Application

Free Wheeling

### ●Outline



### ●Inner Circuit



### ●Absolute Maximum Ratings (at $T_C = 25^\circ\text{C}$ unless otherwise specified)

Parameter	Symbol	Value	Unit
Repetitive Peak Reverse Voltage	$V_{RM}$	650	V
Forward Current	$I_F^{*1}$	$^{*1)}$	A
Pulsed Forward Current	$I_{FP}^{*2}$	320	A
Operating Junction Temperature	$T_j$	-40 to +175	$^\circ\text{C}$

\*1 Depending on thermal properties of assembly

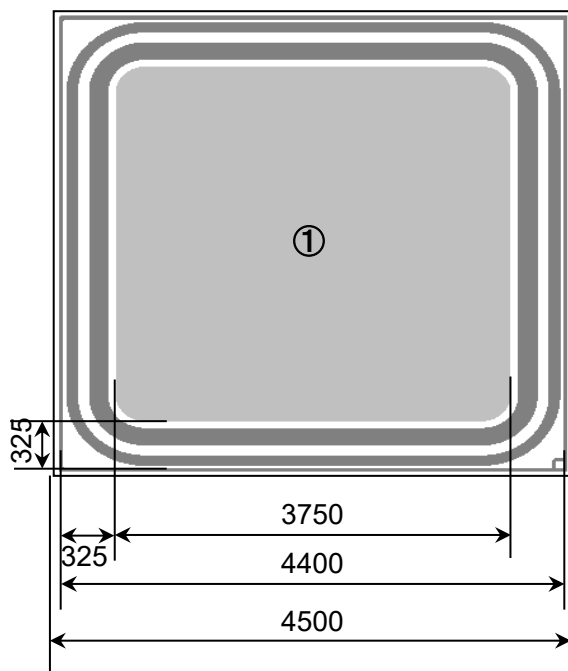
\*2 Pulse width limited by  $T_{jmax}$ .

### ●Electrical Characteristics (at $T_j = 25^\circ\text{C}$ unless otherwise specified, in case of TO-247N package)


Parameter	Symbol	Conditions	Values			Unit
			Min.	Typ.	Max.	
Breakdown Voltage	BV	$I_R = 10\mu\text{A}$	650	-	-	V
Reverse Current	$I_R$	$V_R = 650\text{V}$	-	-	10	$\mu\text{A}$
Forward Voltage	$V_F^{*3}$	$I_F = 80\text{A}$ , $T_j = 25^\circ\text{C}$	-	1.45	1.9	V
		$T_j = 175^\circ\text{C}$	-	1.55	-	

\*3 Design assurance without measurement

## ●Chip Information

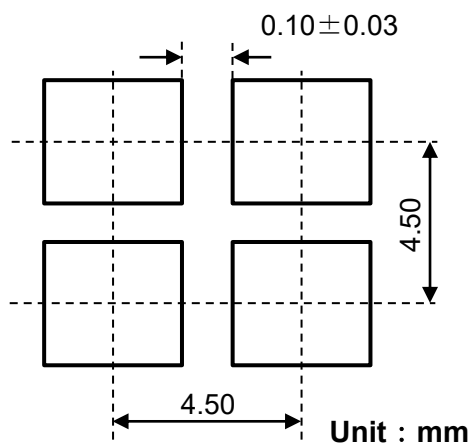


Unit :  $\mu\text{m}$

 : Pad Area

① : Anode Bonding Pad

Backside : Cathode



Unit : mm

Wafer Size	150mm
Wafer Thickness	0.07 $\pm$ 0.01mm
Chip Size	4.50mm $\times$ 4.50mm
Cut Line Width	0.10 $\pm$ 0.03mm
Top Side Metallization	AlSiCu:5.0 $\mu\text{m}$
Back Side Metallization	Ti/Ni:0.4 $\mu\text{m}$ /Au:0.05 $\mu\text{m}$
Passivation	Polyimide

## ●Further Electrical Characteristics

Switching characteristics and thermal properties are depending strongly on module design and mounting technology and can therefore not be specified for a bare die.

This chip data sheet refers to the device data sheet	RGTVX6TS65D
--	-------------

## Notes

- 1) The information contained herein is subject to change without notice.
- 2) Before you use our Products, please contact our sales representative and verify the latest specifications :
- 3) Although ROHM is continuously working to improve product reliability and quality, semiconductors can break down and malfunction due to various factors.  
Therefore, in order to prevent personal injury or fire arising from failure, please take safety measures such as complying with the derating characteristics, implementing redundant and fire prevention designs, and utilizing backups and fail-safe procedures. ROHM shall have no responsibility for any damages arising out of the use of our Products beyond the rating specified by ROHM.
- 4) Examples of application circuits, circuit constants and any other information contained herein are provided only to illustrate the standard usage and operations of the Products. The peripheral conditions must be taken into account when designing circuits for mass production.
- 5) The technical information specified herein is intended only to show the typical functions of and examples of application circuits for the Products. ROHM does not grant you, explicitly or implicitly, any license to use or exercise intellectual property or other rights held by ROHM or any other parties. ROHM shall have no responsibility whatsoever for any dispute arising out of the use of such technical information.
- 6) The Products specified in this document are not designed to be radiation tolerant.
- 7) For use of our Products in applications requiring a high degree of reliability (as exemplified below), please contact and consult with a ROHM representative : transportation equipment (i.e. cars, ships, trains), primary communication equipment, traffic lights, fire/crime prevention, safety equipment, medical systems, and power transmission systems.
- 8) Do not use our Products in applications requiring extremely high reliability, such as aerospace equipment, nuclear power control systems, and submarine repeaters.
- 9) ROHM shall have no responsibility for any damages or injury arising from non-compliance with the recommended usage conditions and specifications contained herein.
- 10) ROHM has used reasonable care to ensure the accuracy of the information contained in this document. However, ROHM does not warrant that such information is error-free, and ROHM shall have no responsibility for any damages arising from any inaccuracy or misprint of such information.
- 11) Please use the Products in accordance with any applicable environmental laws and regulations, such as the RoHS Directive. For more details, including RoHS compatibility, please contact a ROHM sales office. ROHM shall have no responsibility for any damages or losses resulting from non-compliance with any applicable laws or regulations.
- 12) When providing our Products and technologies contained in this document to other countries, you must abide by the procedures and provisions stipulated in all applicable export laws and regulations, including without limitation the US Export Administration Regulations and the Foreign Exchange and Foreign Trade Act.
- 13) This document, in part or in whole, may not be reprinted or reproduced without prior consent of ROHM.



Thank you for your accessing to ROHM product informations.  
More detail product informations and catalogs are available, please contact us.

## ROHM Customer Support System

<http://www.rohm.com/contact/>