

Gallium Arsenide CATV Amplifier Module

Features

- 79-, 112- and 132-Channel Loading
- Excellent Distortion Performance
- Integrated ESD Protection Diodes
- GaAs FET Transistor Technology
- Unconditionally Stable Under All Load Conditions

Applications

- CATV Systems Operating in the 40 to 1000 MHz Frequency Range
- Input Stage Amplifier in Optical Nodes, Line Extenders and Trunk Distribution Amplifiers for CATV Systems
- Driver Amplifier in Linear General Purpose Applications

Description

- 24 Vdc Supply, 40 to 1000 MHz, CATV GaAs Forward Amplifier Module
- RoHS Compliant

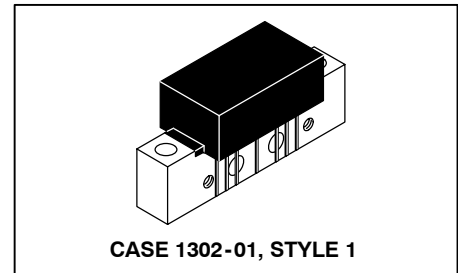
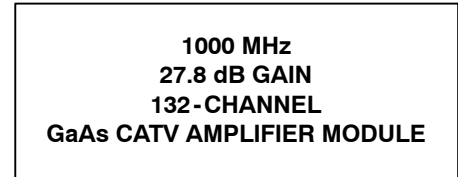


Table 1. Maximum Ratings

Rating	Symbol	Value	Unit
RF Voltage Input (Single Tone)	V_{in}	+65	dBmV
DC Supply Voltage	V_{CC}	+26	Vdc
Operating Case Temperature Range	T_C	-20 to +100	°C
Storage Temperature Range	T_{stg}	-40 to +100	°C

Table 2. ESD Maximum Ratings

Rating	Input Value	Output Value	Unit
Surge Voltage per IEC 1000-4-5	200	200	V
Human Body Model per Mil. Std. 1686	2	2	kV

Table 3. Electrical Characteristics ($V_{CC} = 24$ Vdc, $T_C = +30^\circ\text{C}$, 75 Ω system unless otherwise noted)

Characteristic	Symbol	Min	Typ	Max	Unit
Frequency Range	BW	40	—	1000	MHz
Power Gain	G_p	27	27.8	28.5	dB
Slope	S	0.3	0.9	1.45	dB
Gain Flatness (40-995 MHz, Peak-to-Valley)	G_F	—	—	0.8	dB

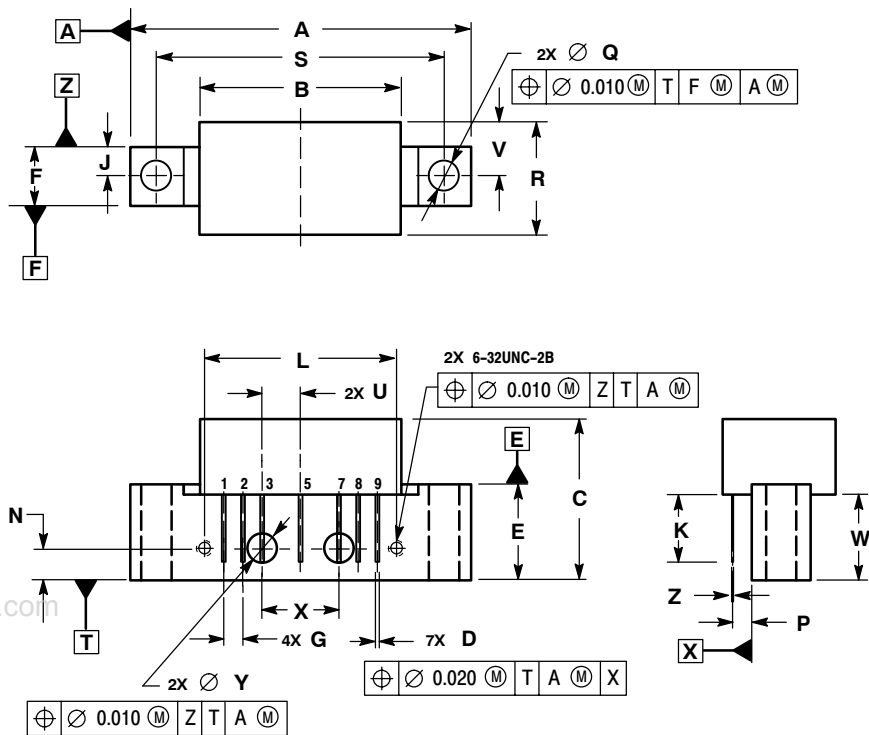
LIFETIME BUY

LAST ORDER 31 DEC 07 LAST SHIP 30 JUN 08

Table 3. Electrical Characteristics ($V_{CC} = 24$ Vdc, $T_C = +30^\circ\text{C}$, $75\ \Omega$ system unless otherwise noted) (continued)

Characteristic	Symbol	Min	Typ	Max	Unit	
Input Return Loss ($Z_o = 75$ Ohms)	IRL	40-200 MHz	20	—	—	dΓ
		201-600 MHz	19	—	—	
		601-870 MHz	18	—	—	
		871-1000 MHz	14.5	—	—	
Output Return Loss ($Z_o = 75$ Ohms)	ORL	40-200 MHz	20	—	—	dB
		201-600 MHz	18	—	—	
		601-870 MHz	18	—	—	
		871-1000 MHz	12.5	—	—	
Composite Second Order ($V_{out} = +44$ dBmV/ch., Worst Case)	79-Channel FLAT	CSO ₇₉	—	-70	-64	dBc
	112-Channel FLAT	CSO ₁₁₂	—	-66	-62	
	132-Channel FLAT	CSO ₁₃₂	—	-66	-60	
Cross Modulation Distortion @ Ch 2 ($V_{out} = +44$ dBmV/ch., FM = 55.25 MHz)	79-Channel FLAT	XMD ₇₉	—	-60	-53	dBc
	112-Channel FLAT	XMD ₁₁₂	—	-60	-53	
	132-Channel FLAT	XMD ₁₃₂	—	-60	-53	
Composite Triple Beat ($V_{out} = +44$ dBmV/ch., Worst Case)	79-Channel FLAT	CTB ₇₉	—	-71	-65	dBc
	112-Channel FLAT	CTB ₁₁₂	—	-68	-61	
	132-Channel FLAT	CTB ₁₃₂	—	-66	-60	
Noise Figure	NF	50 MHz	—	5	5.5	dB
		550 MHz	—	5	—	
		750 MHz	—	5	—	
		1000 MHz	—	5	6.5	
DC Current ($V_{DC} = 24$ V, $T_C = 45^\circ\text{C}$)	I_{DC}	235	250	265	mA	

PACKAGE DIMENSIONS



NOTES:
 1. DIMENSIONS ARE IN INCHES.
 2. INTERPRET DIMENSIONS AND TOLERANCES PER ASME Y14.5M, 1994.

DIM	INCHES		MILLIMETERS	
	MIN	MAX	MIN	MAX
A	---	1.775	---	45.085
B	---	1.085	---	27.559
C	---	0.840	---	21.336
D	0.015	0.021	0.381	0.533
E	0.465	0.510	11.811	12.954
F	0.300	0.325	7.62	8.255
G	0.100 BSC		2.540 BSC	
J	0.156 BSC		3.962 BSC	
K	0.315	0.355	8.001	9.017
L	1.000 BSC		25.400 BSC	
N	0.165 BSC		4.191 BSC	
P	0.100 BSC		2.540 BSC	
Q	0.148	0.168	3.759	4.267
R	---	0.600	---	15.24
S	1.500 BSC		38.100 BSC	
U	0.200 BSC		5.080 BSC	
V	---	0.250	---	6.350
W	0.435	---	11.049	---
X	0.400 BSC		10.160 BSC	
Y	0.152	0.163	3.861	4.140
Z	0.009	0.011	0.229	0.279

STYLE 1:
 PIN 1. RF INPUT
 2. GROUND
 3. GROUND
 4. DELETED
 5. VDC
 6. DELETED
 7. GROUND
 8. GROUND
 9. RF OUTPUT

CASE 1302-01 ISSUE E

How to Reach Us:

Home Page:

www.freescale.com

E-mail:

support@freescale.com

USA/Europe or Locations Not Listed:

Freescale Semiconductor
Technical Information Center, CH370
1300 N. Alma School Road
Chandler, Arizona 85224
+1-800-521-6274 or +1-480-768-2130
support@freescale.com

Europe, Middle East, and Africa:

Freescale Halbleiter Deutschland GmbH
Technical Information Center
Schatzbogen 7
81829 Muenchen, Germany
+44 1296 380 456 (English)
+46 8 52200080 (English)
+49 89 92103 559 (German)
+33 1 69 35 48 48 (French)
support@freescale.com

Japan:

Freescale Semiconductor Japan Ltd.
Headquarters
ARCO Tower 15F
1-8-1, Shimo-Meguro, Meguro-ku,
Tokyo 153-0064
Japan
0120 191014 or +81 3 5437 9125
support.japan@freescale.com

Asia/Pacific:

Freescale Semiconductor Hong Kong Ltd.
Technical Information Center
2 Dai King Street
Tai Po Industrial Estate
Tai Po, N.T., Hong Kong
+800 2666 8080
support.asia@freescale.com

For Literature Requests Only:

Freescale Semiconductor Literature Distribution Center
P.O. Box 5405
Denver, Colorado 80217
1-800-441-2447 or 303-675-2140
Fax: 303-675-2150
LDCForFreescaleSemiconductor@hibbertgroup.com

Information in this document is provided solely to enable system and software implementers to use Freescale Semiconductor products. There are no express or implied copyright licenses granted hereunder to design or fabricate any integrated circuits or integrated circuits based on the information in this document.

Freescale Semiconductor reserves the right to make changes without further notice to any products herein. Freescale Semiconductor makes no warranty, representation or guarantee regarding the suitability of its products for any particular purpose, nor does Freescale Semiconductor assume any liability arising out of the application or use of any product or circuit, and specifically disclaims any and all liability, including without limitation consequential or incidental damages. "Typical" parameters that may be provided in Freescale Semiconductor data sheets and/or specifications can and do vary in different applications and actual performance may vary over time. All operating parameters, including "Typicals", must be validated for each customer application by customer's technical experts. Freescale Semiconductor does not convey any license under its patent rights nor the rights of others. Freescale Semiconductor products are not designed, intended, or authorized for use as components in systems intended for surgical implant into the body, or other applications intended to support or sustain life, or for any other application in which the failure of the Freescale Semiconductor product could create a situation where personal injury or death may occur. Should Buyer purchase or use Freescale Semiconductor products for any such unintended or unauthorized application, Buyer shall indemnify and hold Freescale Semiconductor and its officers, employees, subsidiaries, affiliates, and distributors harmless against all claims, costs, damages, and expenses, and reasonable attorney fees arising out of, directly or indirectly, any claim of personal injury or death associated with such unintended or unauthorized use, even if such claim alleges that Freescale Semiconductor was negligent regarding the design or manufacture of the part.

Freescale™ and the Freescale logo are trademarks of Freescale Semiconductor, Inc. All other product or service names are the property of their respective owners.
© Freescale Semiconductor, Inc. 2006. All rights reserved.

