

MIH Series

5mm X 7mm Ceramic SMD

MMD
COMPONENTS



- **Ceramic SMD Package**
- **5.0, 3.3, 2.5, and 1.8 Volt**
- **HCMOS/TTL Compatible Output**
- **Stability to ± 10 ppm**
- **Tape and Reel Packaging**

Electrical Specifications

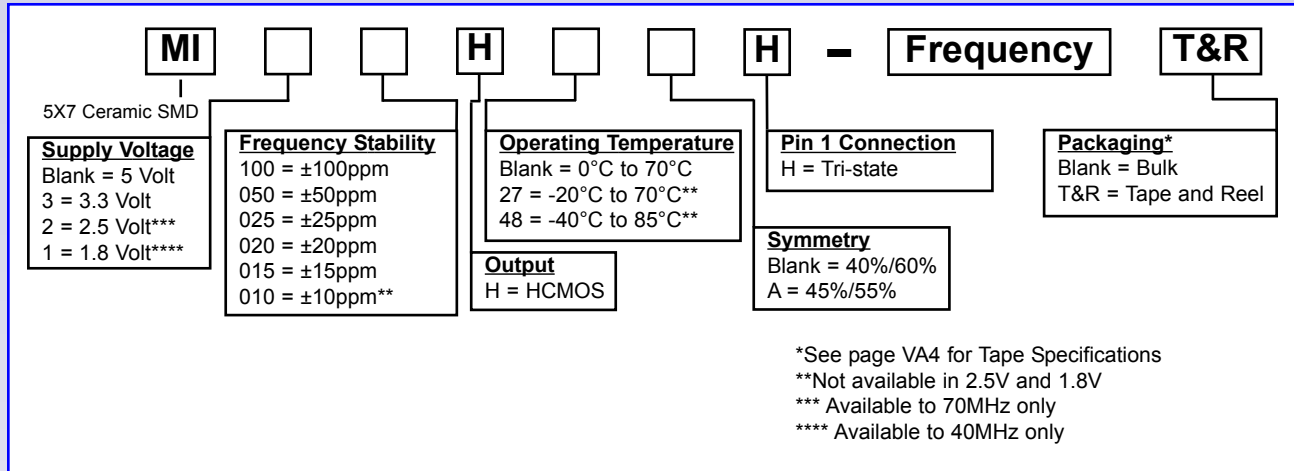
Frequency Range	5V and 3.3V	1.500MHz to 156.250MHz
	2.5V	1.500MHz to 70.000MHz
	1.8V	1.544MHz to 40.000MHz
Frequency Stability (Inclusive of Temperature, Load, Voltage and Aging)		± 100 ppm to ± 10 ppm
Operating Temperature Range		0°C - 70°C to -40°C - 85°C
Storage Temperature Range		-55°C - 125°C
Supply Voltage (Vdd)	$\pm 5\%$	5.0Vdc, 3.3Vdc, 2.5Vdc, or 1.8Vdc
Supply Current	Vdd = 5V	70mA max.
	Vdd = 3.3V	40mA max.
	Vdd = 2.5V	35mA max.
	Vdd = 1.8V	15mA max.
Output Voltage HCMOS	Logic 0	10% Vdd max.
	Logic 1	90% Vdd min.
Duty Cycle	50% of waveform	40%/60% max. or 45%/55% max.
Load Drive Capability	5V(less than 50MHz)	10 TTL Gates or 50pF
	5V(greater than 50MHz)	10 TTL Gates or 15pF
	3.3V(less than 50MHz)	10 TTL Gates or 30pF
	3.3V(greater than 50MHz)	10 TTL Gates or 15pF
	2.5V	10 TTL Gates or 15pF
	1.8V	10 TTL Gates or 15pF
Rise / Fall Time		4nSec max.
Start Up Time		10mSec max.
Jitter	RMS	10pSec max.*

*Please contact your MMD representative for up-to-date typical jitter information

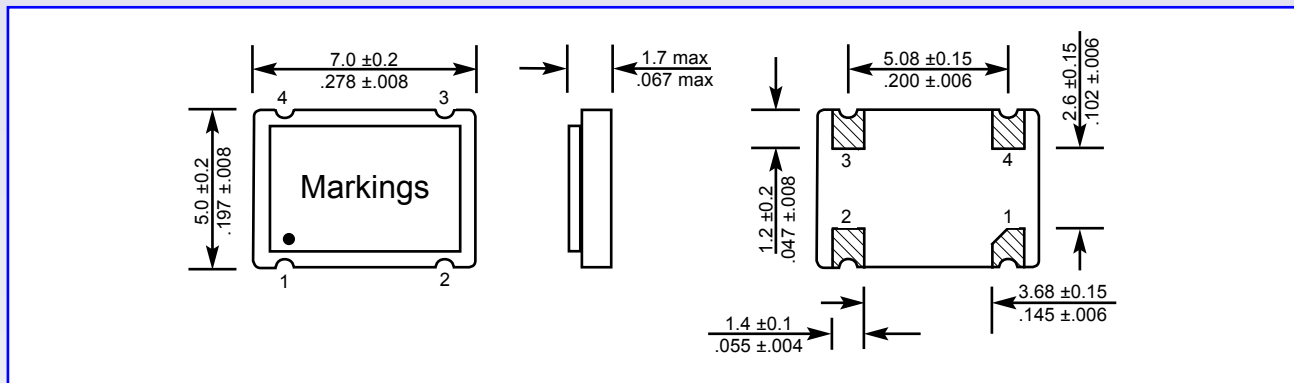
Notes



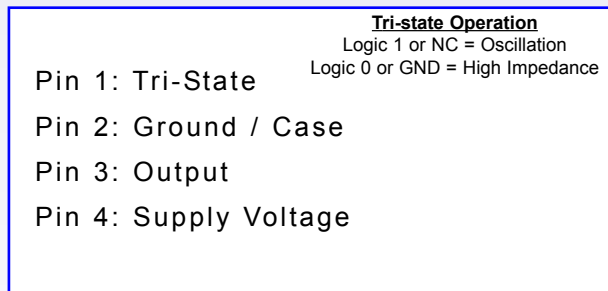
Part Numbering Guide



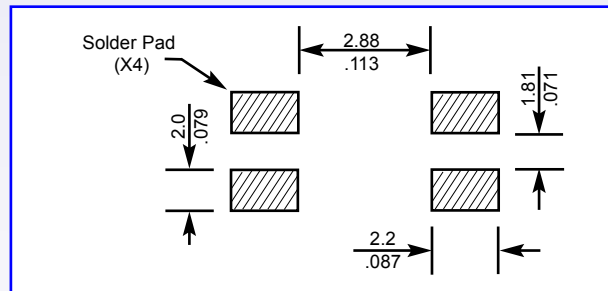
Mechanical Dimensions



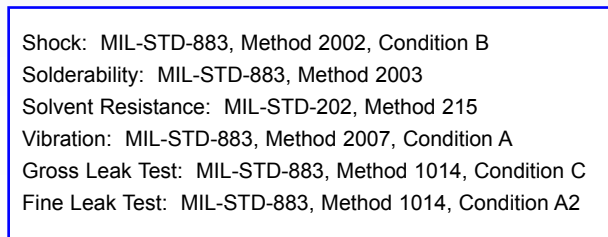
Pad Connections



Suggested Solder Pad Layout



Environmental / Mechanical



Markings

