

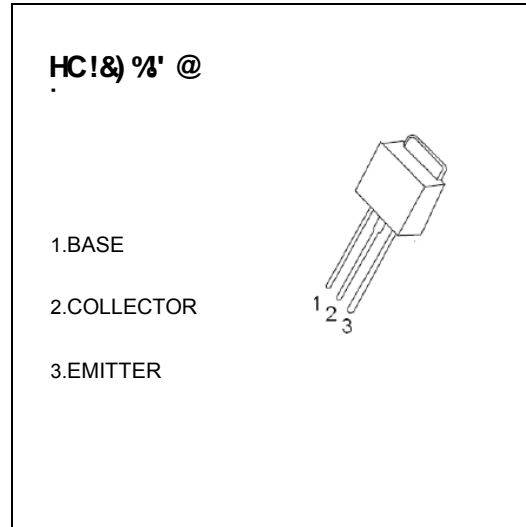


HC!&) %3L D`UghjW9 bWUdgi `UHY`HfUbg]ghc'fg'

A>8 %&& TRANSISTOR (NPN)

: 95HI F9G'

- High DC Current Gain
- Electrically Similar to Popular TIP122
- Built-in a Damper Diode at E-C



A5L-AI A`F5HB; G (Ta=25°C unless otherwise noted)

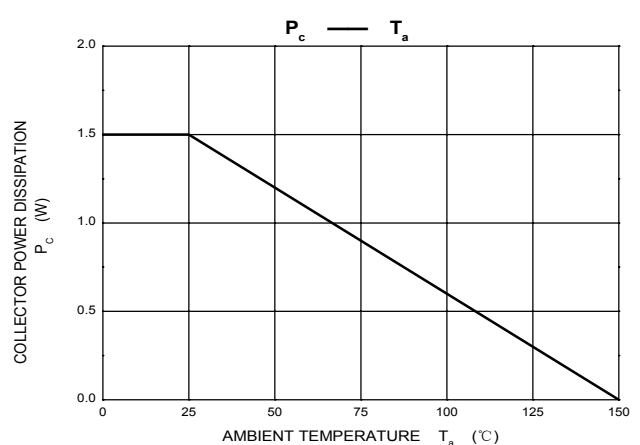
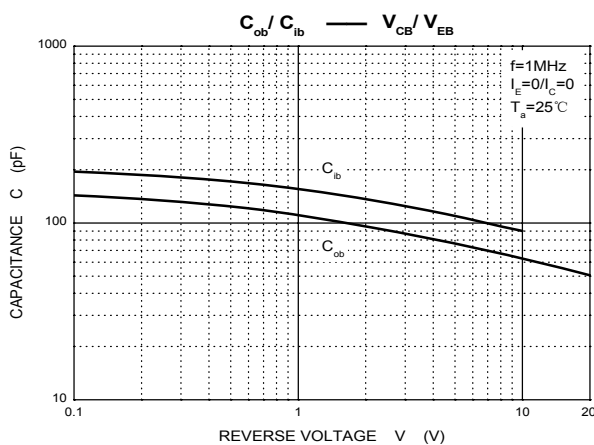
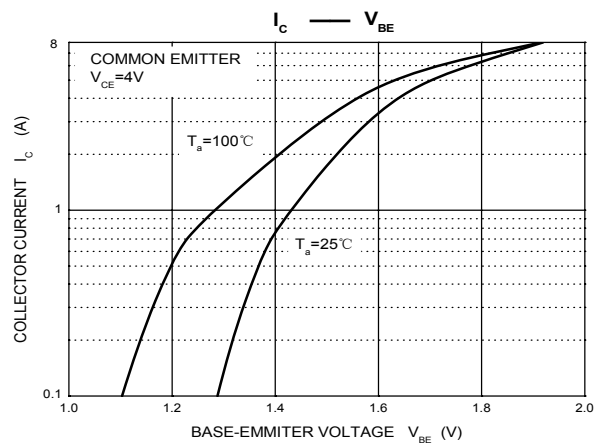
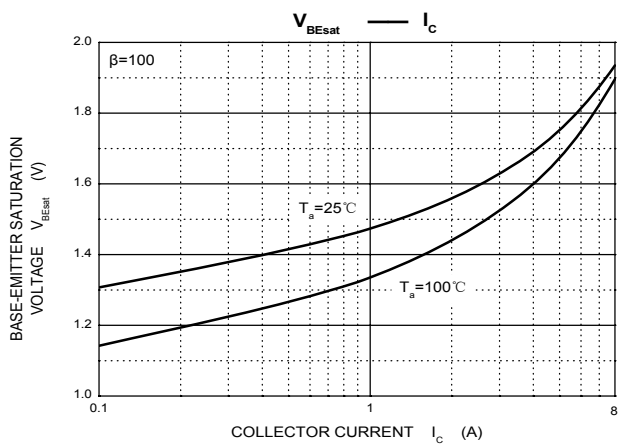
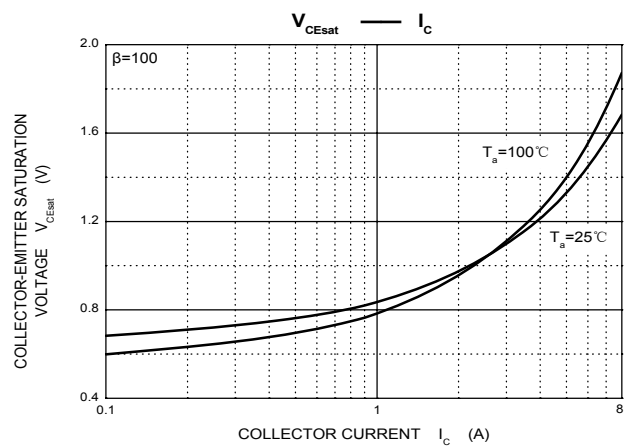
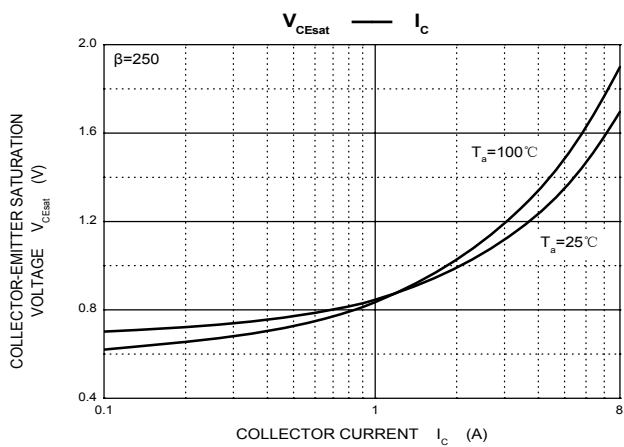
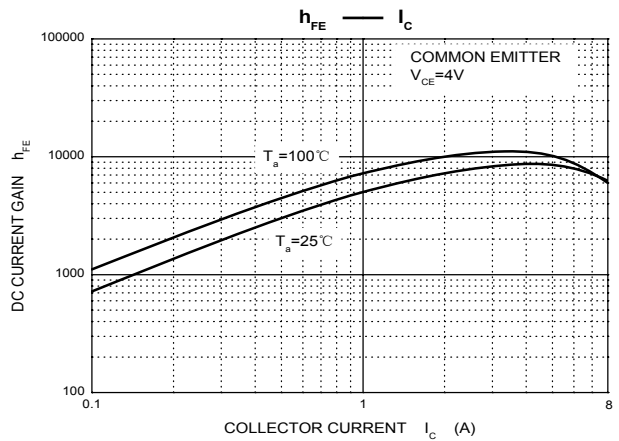
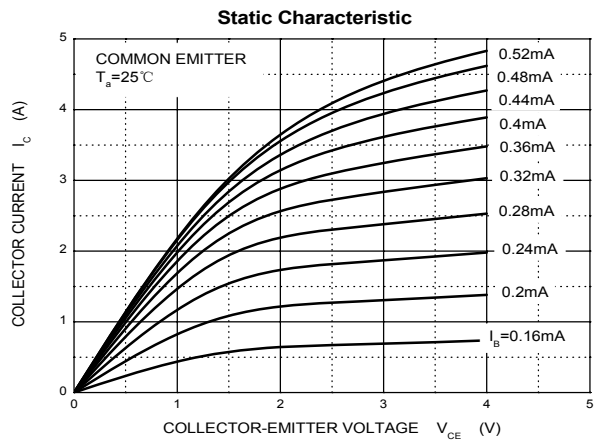
Gna Vc`	DUFUa Yhf`	JU i Y`	I b]h`
J76C`	Collector-Base Voltage	100	V
J79c`	Collector-Emitter Voltage	100	V
J96c`	Emitter-Base Voltage	5	V
7`	Collector Current -Continuous	8	A
D7`	Collector Dissipation	1.5	W
HZHGf`	Junction and Storage Temperature	-55-150	°C

9 @7 HF=7 5 @`7 <5 F57 H9F-GH7 G (H1&) °Ci b`Ygg'ch Yfk]gY`gdYVZ]YX`

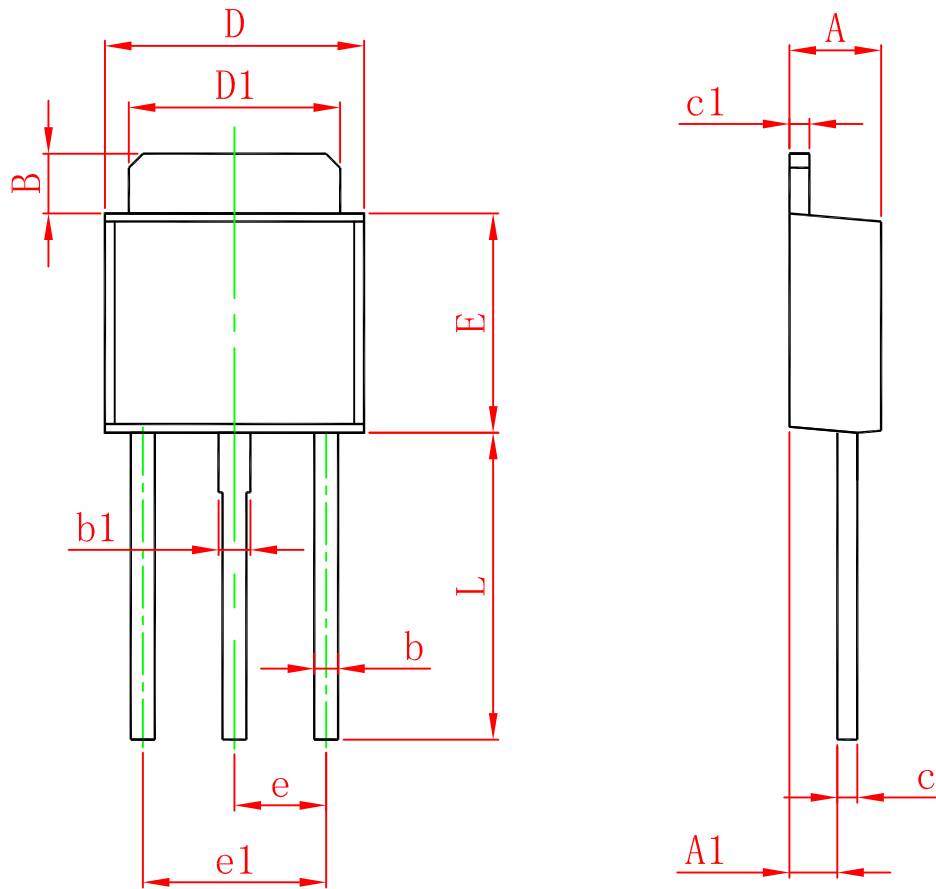
DUFUa Yhf`	Gna Vc`	HYgh`WcbX]hcbg`	A]b`	Hnd`	AU`	I b]h`
7c`YWcf!VUgYVfYU_Xck b'j c`HJ Y`	V _{(BR)CBO}	I _c =1mA, I _E =0	100			V
7c`YWcf!Ya]HfY`VfYU_Xck b'j c`HJ Y`	V _{(BR)CEO}	I _c =30mA, I _B =0	100			V
9a]HfY!VUgYVfYU_Xck b'j c`HJ Y`	V _{(BR)EBO}	I _E =3mA, I _C =0	5			V
7c`YWcf`W HcZW ffYbhi`	I _{CBO}	V _{CB} =100V, I _E =0			10	µA
7c`YWcf!Ya]HfY`W HcZW ffYbhi`	I _{CEO}	V _{CE} =50V, I _E =0			10	µA
9a]HfY`W HcZW ffYbhi`	I _{EBO}	V _{EB} =5V, I _C =0			2	mA
87`W ffYbhi[U]b`	h _{FE(2)}	V _{CE} =4V, I _C =4A	1000		12000	
	h _{FE(3)}	V _{CE} =4V, I _C =8A	100			
7c`YWcf!Ya]HfY`gUhi fU]cb'j c`HJ Y`	V _{CE(sat)(1)}	I _C =4A, I _B =16mA			2	V
	V _{CE(sat)(2)}	I _C =8A, I _B =80mA			4	V
6 UgY!Ya]HfY`gUhi fU]cb'j c`HJ Y`	V _{BE(sat)}	I _C =8A, I _B =80mA			4.5	V
6 UgY!Ya]HfY`j c`HJ Y`*	V _{BE}	V _{CE} =4V, I _C =4A			2.8	V
7c`YWcf`ci hdi hWUdU]HbW`	C _{ob}	V _{CB} =10V, I _E =0, f=0.1MHz			200	pF

Typical Characteristics

MJD122



TO-251-3L Package Outline Dimensions



Symbol	Dimensions In Millimeters		Dimensions In Inches	
	Min.	Max.	Min.	Max.
A	2.200	2.400	0.087	0.094
A1	1.050	1.350	0.042	0.054
B	1.350	1.650	0.053	0.065
b	0.500	0.700	0.020	0.028
b1	0.700	0.900	0.028	0.035
c	0.430	0.580	0.017	0.023
c1	0.430	0.580	0.017	0.023
D	6.350	6.650	0.250	0.262
D1	5.200	5.400	0.205	0.213
E	5.400	5.700	0.213	0.224
e	2.300 TYP.		0.091 TYP.	
e1	4.500	4.700	0.177	0.185
L	7.500	7.900	0.295	0.311