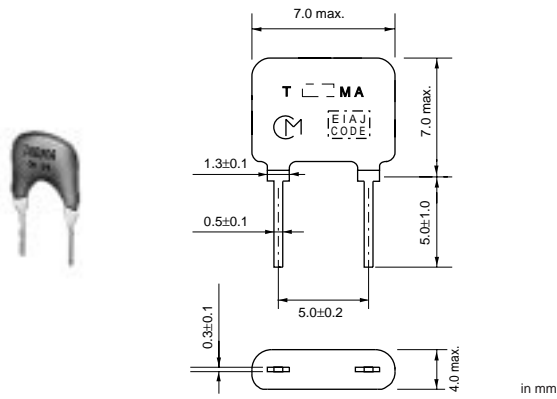


Traps for TV/VCR

BGS Traps

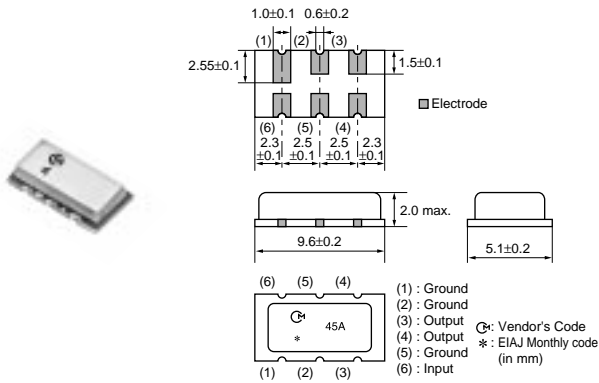


in mm

Part Number	Nominal Center Frequency (fn) (MHz)	Attenuation at fp (dB)	Attenuation at fs (dB)	6dB Bandwidth (kHz)	10dB Bandwidth (kHz)
MKTGA30M0AALP00B05	30.0	-	2 max.	-	±65 min.
MKTGA30M9AALP00B05	30.9	-	2 max.	-	±65 min.
MKTGA31M2AALP00B05	31.2	-	2 max.	-	±65 min.
MKTGA31M5AALP00B05	31.5	-	2 max.	-	±65 min.
MKTGA31M9AALP00B05	31.9	-	2 max.	-	±65 min.
MKTGA32M0AALP00B05	32.0	-	2 max.	-	±65 min.
MKTGA39M5AAHP00B05	39.5	2 max.	-	-	±65 min.
MKTGA39M7AALP00B05	39.75	2 max.	-	-	±65 min.
MKTGA40M4AAHP00B05	40.4	2 max.	-	-	±65 min.
MKTGA40M7AAHP00B05	40.7	2 max.	-	-	±65 min.
MKTGA40M9AAHP00B05	40.9	2 max.	-	-	±65 min.
MKTGA41M5AAHP00B05	41.5	2 max.	-	-	±65 min.
MKTGA47M2AAHP00B05	47.25	2 max.	-	-	±65 min.
MKTGA47M2CAHP00B05	47.25	0.5 max.	-	±45 min. (from fn), 180kHz min. (total)	-
MKTGA60M2CAHP00B05	60.25	0.5 max.	-	±45 min. (from fn), 180kHz min. (total)	-

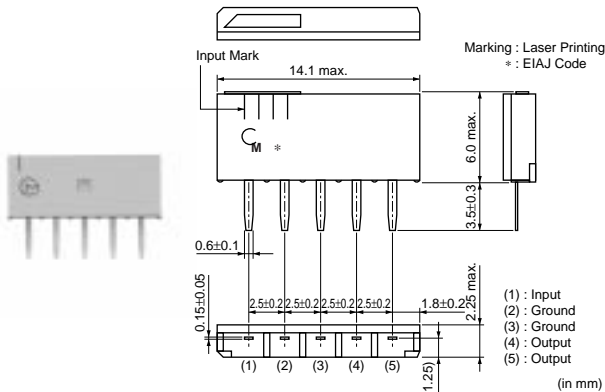
SAW Filters for TV/VCR

● Chip Type



Part Number	Insertion Loss (dB)	Picture Carrier (dB)	Chroma Carrier (dB)	Sound Carrier (dB)	Adjacent Sound Carrier (dB)	Adjacent Picture Carrier (dB)	Spurious Response (1) (dB)	Spurious Response (2) (dB)
SAFJA33M4VCBZ00R03	30.0 max.	30 min.	14.0 min.	-	30 min.	35 min.	25 min. [0 to 30.90MHz]	25 min. [40.40 to 46.00MHz]
SAFJA38M9VVBZ00R03	24.0 max.	4.5 ±1.2	4.5 ±1.5	20 min.	35 min.	35 min.	30 min. [0 to 31.90MHz]	30 min. [40.40 to 47.00MHz]
SAFJA41M2VC0Z00R03	16.0 max.	40 min.	17 min.	-	40 min.	37 min.	28 min. [0 to 39.75MHz]	28 min. [43.75 to 56.00MHz]
SAFJA41M2VD0Z00R03	18.0 max.	0.0 ±3.0	18 min.	-	35 min.	35 min.	30 min. [0 to 39.75MHz]	30 min. [47.25 to 55.00MHz]
SAFJA45M7VA0Z00R03	22.5 max.	4.5 ±1.2	4.8 ±1.5	19 ±3.0	35 min.	40 min.	30 min. [0 to 39.75MHz]	30 min. [47.25 to 56.00MHz]
SAFJA45M7VVBZ00R03	22.0 max.	4.5 ±1.2	4.7 ±1.5	25 min.	40 min.	40 min.	30 min. [0 to 39.75MHz]	30 min. [47.25 to 56.00MHz]
SAFJA54M2VC0Z00R03	16.0 max.	40 min.	17 min.	-	40 min.	37 min.	28 min. [0 to 52.75MHz]	30 min. [56.75 to 70.00MHz]
SAFJA54M7VD0Z00R03	21.0 max.	0.0 ±3.0	18 min.	-	33 min.	33 min.	28 min. [0 to 52.75MHz]	28 min. [60.25 to 70.00MHz]
SAFJA58M7VBPZ00R03	21.0 max.	4 ±1.2	1.8 ±1.0	19.5 ±3.0	40 min.	43 min.	30 min. [0 to 52.75MHz]	25 min. [60.25 to 70.00MHz]
SAFJA58M7VH0Z00R03	17.5 max.	4.2 ±1.2	4.2 ±1.5	21 ±3.0	40 min.	40 min.	30 min. [0 to 52.75MHz]	30 min. [60.25 to 70.00MHz]
SAFJA58M7VVBZ00R03	20.5 max.	4 ±1.2	5 ±1.5	25 min.	40 min.	40 min.	30 min. [0 to 52.75MHz]	30 min. [60.25 to 72.00MHz]

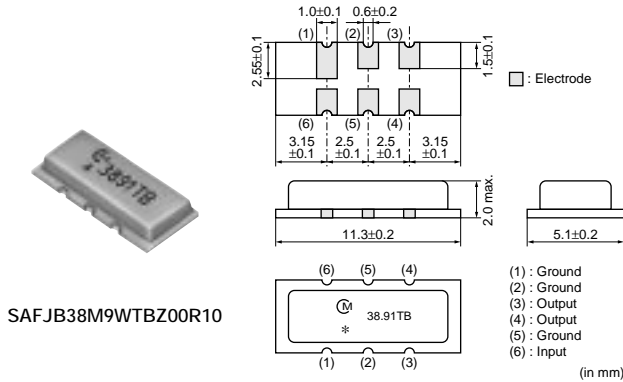
● Lead Type



Part Number	Insertion Loss (dB)	Picture Carrier (dB)	Chroma Carrier (dB)	Sound Carrier (dB)	Adjacent Sound Carrier (dB)	Adjacent Picture Carrier (dB)	Spurious Response (1) (dB)	Spurious Response (2) (dB)
SAFHM41M2VEFZ00B03	16.0 max.	40 min.	17 min.	3 ±0.2	40 min.	35 min.	33 min. [0 to 39.75MHz]	33 min. [43.75 to 51.00MHz]
SAFHM54M2VEFZ00B03	16.0 max.	40 min.	22 min.	3 ±0.2	40 min.	26 min.	26 min. [0 to 52.75MHz]	30 min. [56.75 to 64.00MHz]

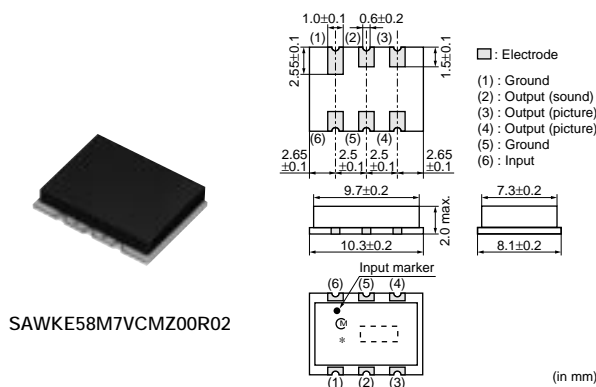
SAW Filters for Digital Broadcasting

SAW Filter (for IF)



Part Number	Nominal Center Frequency (fn) (MHz)	System	Insertion Loss (dB)	3dB Bandwidth (MHz)	30dB Bandwidth (MHz)	Attenuation (1) (dB)
SAFJB38M9WTBZ00R10	38.912	DAB IF	20.0 max.	1.4 min.	2.9 max.	-
SAFHM44M0WTHZL0B03	44.0	US DTV IF	19.5 max.	5.8 typ.	6.7 typ.	21 max./47.25MHz
SAFHM44M0WTJZL0B03	44.0	US DTV IF	19.5 max.	5.6 typ.	6.6 typ.	24 max./47.25MHz

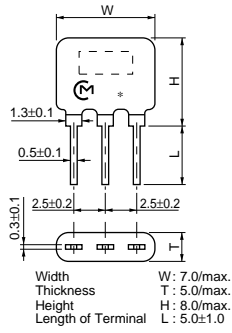
SAW Filters for TV/VCR Dual Type



Part Number	Picture Frequency (fp) (MHz)	Insertion Loss	Picture Carrier (dB)	Chroma Carrier (dB)	Sound Carrier (dB)	Adjacent Sound Carrier (dB)	Adjacent Picture Carrier (dB)
SAWKE58M7VCMZ00R02	58.75 (Picture-ch)	max.(Picture-ch) /28.0dB max.(Sound-ch)	4 ±1.2dB(Picture-ch) /20.0dB min.(Sound-ch)	3.5 ±1.5dB(Picture-ch) /15.0dBmin.(Sound-ch)	20 min. (Picture-ch)/	40 min.(Picture-ch) /22.0dB min.(Sound-ch)	40 min.(Picture-ch) /22.0dB min.(Sound-ch)

△Note • This PDF catalog is downloaded from the website of Murata Manufacturing co., Ltd. Therefore, it's specifications are subject to change or our products in it may be discontinued without advance notice. Please check with our sales representatives or product engineers before ordering.
 • This PDF catalog has only typical specifications because there is no space for detailed specifications. Therefore, please approve our product specifications or transact the approval sheet for product specifications before ordering.

BGS Filters



Width W: 7.0/max.
 Thickness T: 5.0/max.
 Height H: 8.0/max.
 Length of Terminal L: 5.0±1.0

Marking : [E250CA]
 Ⓞ : Vendor's Code
 * : EIAJ Monthly code

in mm

Part Number	Center Frequency(fo) (MHz)	3dB Bandwidth (kHz)	Insertion Loss (dB)	Spurious Attenuation (dB)	Input/Output Impedance (ohm)
MKFGA25M0HA0P00B05	25 ±60kHz	within 220 ±50kHz	5 max.	30 min.	50

Area of Spurious Attenuation: [Range : 23MHz to (fo-400kHz)]