

MITSUBISHI LASER DIODES
ML3xx2 LD SERIES
 FOR INDUSTRIAL SYSTEMS

**TYPE
NAME**

ML320G2-11 / ML329G2-11

Please note that this data sheet may be changed without any notice.

DESCRIPTION

ML3XX2 is a high-power, high-efficient blue-violet semiconductor laser which provides a stable, single transverse mode oscillation with emission wavelength of 405nm and standard light output of 120mW(CW).

FEATURES

- High Output Power: 120mW (CW)
- High Efficiency: 1.7mW/mA (typ.)
- Visible Light: 405nm (typ.)
- Package: ϕ 5.6mm TO-CAN PKG (ML320G2)
 ϕ 3.8mm TO-CAN PKG (ML329G2)

APPLICATION

- Industrial , Bio-medical systems

ABSOLUTE MAXIMUM RATINGS (Note 1)

Symbol	Parameter	Conditions	Ratings	Unit
Po	Light output power	CW	120	mW
VRL	Reverse voltage	-	2	V
Tc	Case temperature	-	+5 ~ +80	°C
Tstg	Storage temperature	-	-40 ~ +100	°C

Note1: The maximum rating means the limitation over which the laser should not be operated even instant time. This does not mean the guarantee of its lifetime. Additionally, LD lifetime is strongly dependent on the case temperature. As for the reliability, please refer to the reliability report issued by Quality Assurance Section, HF & Optical Semiconductor Division, Mitsubishi Electric Corporation.


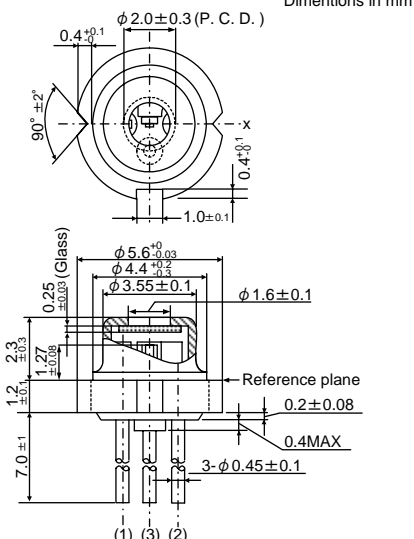
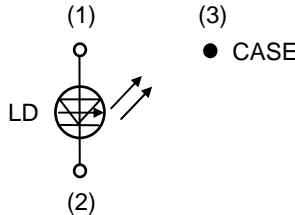

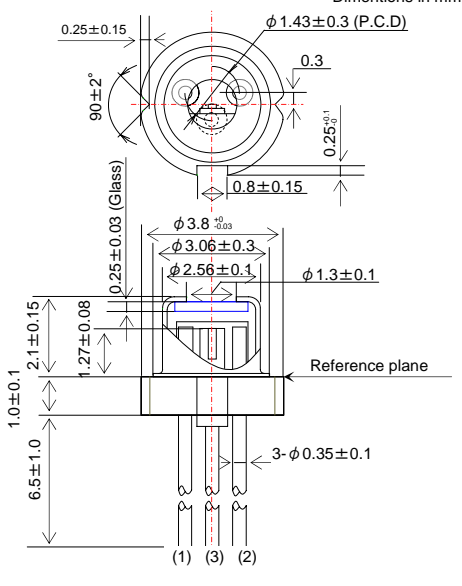
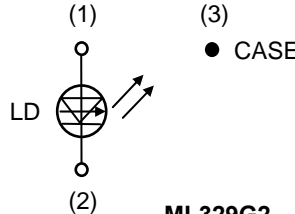
ELECTRICAL/OPTICAL CHARACTERISTICS (Tc=25°C)

Symbol	Parameter	Test conditions	Min.	Typ.	Max	Unit
Ith	Threshold current	CW	-	45	70	mA
Iop	Operating current	CW, Po=120mW	-	120	160	mA
Vop	Operating voltage	CW, Po=120mW	-	5.0	6.0	V
η	Slope efficiency	CW, Po=120mW	1.3	1.7	2.0	mW/mA
λ_p	Peak wavelength	CW, Po=120mW	400	405	410	nm
$\theta_{//}$	Beam divergence angle (parallel)	CW, Po=120mW	6	8	12	°
θ_{\perp}	Beam divergence angle (perpendicular)	CW, Po=120mW	15	17	21	°



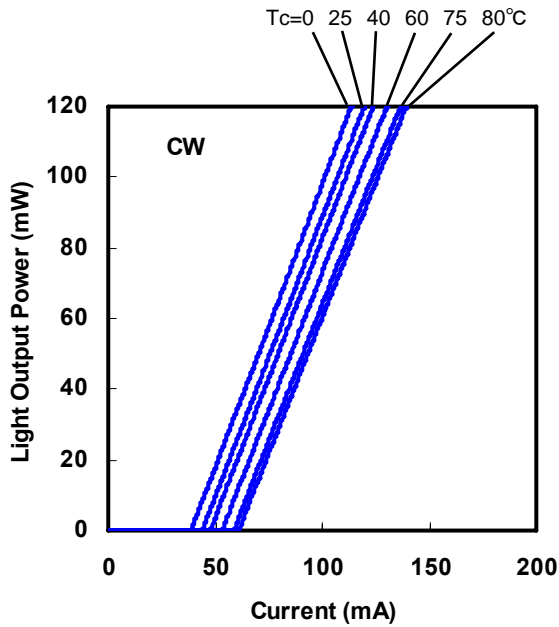
MITSUBISHI LASER DIODES
ML3xx2 LD SERIES
 FOR INDUSTRIAL SYSTEMS

OUTLINE DRAWINGS

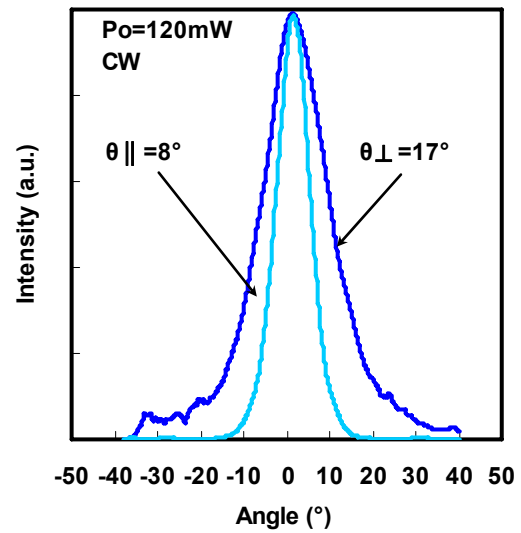
<p>ML320G2</p>  <p>$\phi 5.6\text{mm}$</p>	<p>Dimensions in mm</p>  <p>Top view dimensions: $\phi 2.0 \pm 0.3$ (P.C.D.), 0.4 ± 0.1, $90^\circ \pm 2^\circ$, 0.4 ± 0.1, 1.0 ± 0.1.</p> <p>Side view dimensions: $\phi 5.6 \pm 0.03$, $\phi 4.4 \pm 0.2$, $\phi 3.55 \pm 0.1$, $\phi 1.6 \pm 0.1$, 0.25 ± 0.03 (Glass), 2.3 ± 0.03, 1.27 ± 0.08, 1.2 ± 0.1, 7.0 ± 1, Reference plane, 0.2 ± 0.08, 0.4MAX, $3-\phi 0.45 \pm 0.1$.</p> <p>Pin labels: (1), (3), (2).</p>	 <p>LD symbol with pin labels (1), (2), (3) and CASE indicator.</p> <p>ML320G2</p>
<p>ML329G2</p>  <p>$\phi 3.8\text{mm}$</p>	<p>Dimensions in mm</p>  <p>Top view dimensions: 0.25 ± 0.15, $\phi 1.43 \pm 0.3$ (P.C.D.), 0.3, $90^\circ \pm 2^\circ$, 0.25 ± 0.1, 0.8 ± 0.15.</p> <p>Side view dimensions: $\phi 3.8 \pm 0.03$ (Glass), $\phi 3.06 \pm 0.3$, $\phi 2.56 \pm 0.1$, $\phi 1.3 \pm 0.1$, 0.25 ± 0.03, 2.1 ± 0.15, 1.27 ± 0.08, 1.0 ± 0.1, 6.5 ± 1.0, Reference plane, $3-\phi 0.35 \pm 0.1$.</p> <p>Pin labels: (1), (3), (2).</p>	 <p>LD symbol with pin labels (1), (2), (3) and CASE indicator.</p> <p>ML329G2</p>

MITSUBISHI LASER DIODES
ML3xx2 LD SERIES
 FOR INDUSTRIAL SYSTEMS

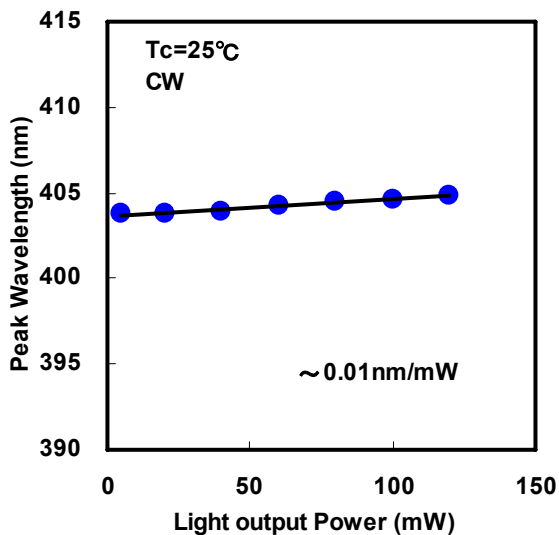
Typical Characteristics of ML320G2



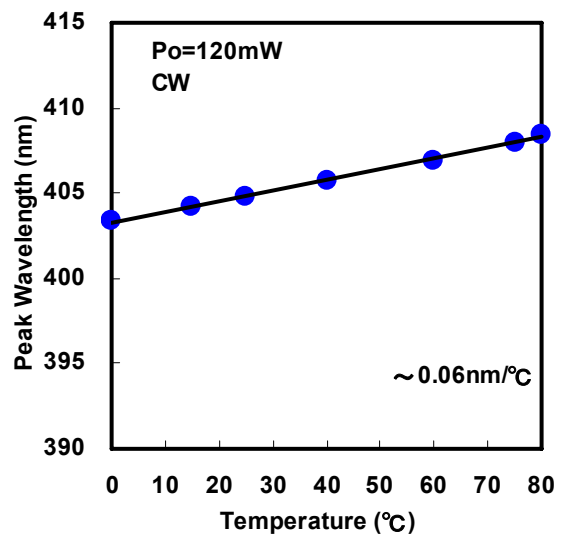
Light Output Power vs. Current (CW)



Far-Field-Patterns



Peak Wavelength vs. Light Output Power



Peak Wavelength vs. Temperature

Requests Regarding Safety Designs

Mitsubishi Electric constantly strives to raise the level of its quality and reliability. Despite these concerted efforts, however, there will be occasions when our semiconductor products suffer breakdowns, malfunctions or other problems. In view of this reality, it is requested that every feasible precaution be taken in the pursuit of redundancy design, malfunction prevention design and other safety-related designs, to prevent breakdowns or malfunctions in our products from resulting in accidents involving people, fires, social losses or other problems, thereby upholding the highest levels of safety in the products when in use by customers.

Matters of Importance when Using these Materials

1. These materials are designed as reference materials to ensure that all customers purchase Mitsubishi Electric semiconductors best suited to their specific use applications. Please be aware, however, that the technical information contained in these materials does not comprise consent for the execution or use of intellectual property rights or other rights owned by Mitsubishi Electric Corporation.
2. Mitsubishi Electric does not assume responsibility for damages resulting from the use of product data, graphs, charts, programs, algorithms or other applied circuit examples described in these materials, or for the infringement of the rights of third-party owners resulting from such use.
3. The data, graphs, charts, programs, algorithms and all other information described in these materials were current at the issue of these materials, with Mitsubishi Electric reserving the right to make any necessary updates or changes in the products or specifications in these materials without prior notice. Before purchasing Mitsubishi Electric semiconductor products, therefore, please obtain the latest available information from Mitsubishi Electric directly or an authorized dealer.
4. Every possible effort has been made to ensure that the information described in these materials is fully accurate. However, Mitsubishi Electric assumes no responsibility for damages resulting from inaccuracies occurring within these materials.
5. When using the product data, technical contents indicated on the graphs, charts, programs or algorithms described in these materials, assessments should not be limited to only the technical contents, programs and algorithm units. Rather, it is requested that ample evaluations be made of each individual system as a whole, with the customer assuming full responsibility for decisions on the propriety of application. Mitsubishi Electric does not accept responsibility for the propriety of application.
6. The products described in these materials, with the exception of special mention concerning use and reliability, have been designed and manufactured with the purpose of use in general electronic machinery. Accordingly these products have not been designed and manufactured with the purpose of application in machinery or systems that will be used under conditions that can affect human life, or in machinery or systems used in social infrastructure that demand a particularly high degree of reliability. When considering the use of the products described in these materials in transportation machinery (automobiles, trains, vessels), for objectives related to medical treatment, aerospace, nuclear power control, submarine repeaters or systems or other specialized applications, please consult with Mitsubishi Electric directly or an authorized dealer.
7. When considering use of products for purposes other than the specific applications described in these materials, please inquire at Mitsubishi Electric or an authorized dealer.
8. The prior consent of Mitsubishi Electric in writing is required for any reprinting or reproduction of these materials.
9. Please direct any inquiries regarding further details of these materials, or any other comments or matters of attention, to Mitsubishi Electric or an authorized dealer.